



Timing & Results by:




**Sunday Freestyle  
Overall Results**

Jury		Course		Conditions	
Tech. Delegate:	Al Maddox	Length of Course:		Course Weather:	Overcast
Appointed Other:	Karen/Bob Cook	Course HD:		Course Temp:	24 Degrees
Chief of Competition:	Kate Ellis	Course MC:		Course Wind:	Calm
		Course TC:			

**Female**

**10k Freestyle**


Place	Div	Bib	Name	Cat	Team/Affiliation	USSA#	FIS#	CXC#	Time
1	1	26	GREGG, Caitlin	SR	CXC Team	5188735	3535021		0:22:44.3
			Lap 1: 7:22.58		Lap 2: 14:52.29		Split 2: 7:30.00	Lap 3: 22:26.02	Split 3: 7:34.00
2	2	40	HOLMES, Chelsea	SR	Sun Valley SEF	5279260	3535372		0:23:01.1
			Lap 1: 7:32.91		Lap 2: 15:02.97		Split 2: 7:31.00	Lap 3: 22:43.40	Split 3: 7:41.00
3	3	39	STUBER, Maria	SR	Craftsbury Green racing Project	5729777	3535184		0:23:18.6
			Lap 1: 7:47.47		Lap 2: 15:17.74		Split 2: 7:31.00	Lap 3: 23:00.50	Split 3: 7:43.00
4	4	33	BRENNAN, Rosie	SR	APUNSC/Rossignol	5994017	3535316		0:23:22.6
			Lap 1: 7:43.41		Lap 2: 15:18.33		Split 2: 7:35.00	Lap 3: 23:04.25	Split 3: 7:46.00
5	5	36	BENDER, Jennie	SR	CXC Team	5994991	3535381		0:23:32.6
			Lap 1: 7:41.46		Lap 2: 15:34.25		Split 2: 7:53.00	Lap 3: 23:15.35	Split 3: 7:42.00
6	6	22	MARKVARDSEN, Monica	SR	Nothorn Michigan University	6064422	3535398		0:23:42.7
			Lap 1: 7:42.99		Lap 2: 15:40.04		Split 2: 7:58.00	Lap 3: 23:25.20	Split 3: 7:46.00
7	7	25	HEWITT, Sara	SR	CXC Team		3105080		0:23:58.9
			Lap 1: 7:57.21		Lap 2: 15:48.45		Split 2: 7:52.00	Lap 3: 23:40.46	Split 3: 7:53.00
8	8	34	TURZIAN, Alexa	SR	Sun Valley SEF	5724216	3535321		0:24:04.2
			Lap 1: 8:03.22		Lap 2: 15:59.47		Split 2: 7:57.00	Lap 3: 23:46.73	Split 3: 7:48.00
9	1	21	SIMAK, Elizabeth	OJ	F.A.S.T. Performance Training	5608658	3535543	MW12166OJ	0:24:06.3
			Lap 1: 7:58.63		Lap 2: 15:55.80		Split 2: 7:58.00	Lap 3: 23:48.98	Split 3: 7:54.00
10	9	38	OCARIZ, Carolyn	SR	CXC Team	6168470	3535413		0:24:08.7
			Lap 1: 7:55.70		Lap 2: 15:50.99		Split 2: 7:56.00	Lap 3: 23:50.98	Split 3: 8:00.00
11	10	1	BURGER, Molly	SR	Nothorn Michigan University	5720388	3535459		0:24:19.9
			Lap 1: 7:54.45		Lap 2: 16:02.23		Split 2: 8:08.00	Lap 3: 24:02.80	Split 3: 8:01.00
12	11	32	MCPHETRES, Alyson	SR	University of Alaska Fairbanks	6079529	3535499		0:24:26.0
			Lap 1: 8:00.53		Lap 2: 16:03.61		Split 2: 8:04.00	Lap 3: 24:07.79	Split 3: 8:05.00
13	2	37	FLANDERS, Alice L	OJ	Michigan Tech	6235512	3535532	CG127109	0:24:27.0
			Lap 1: 8:01.45		Lap 2: 16:07.26		Split 2: 8:06.00	Lap 3: 24:08.63	Split 3: 8:02.00
14	12	15	PITNEY, Crystal	SR	University of Alaska Fairbanks	6026819	3535512		0:24:33.9
			Lap 1: 8:00.59		Lap 2: 16:05.30		Split 2: 8:05.00	Lap 3: 24:15.12	Split 3: 8:10.00
15	13	30	SIEBER, Raphaella	SR	University of Alaska Fairbanks	6271639	3205081		0:24:40.8
			Lap 1: 7:56.34		Lap 2: 16:03.75		Split 2: 8:08.00	Lap 3: 24:21.83	Split 3: 8:19.00



Female

10k Freestyle


Place	Div	Bib	Name	Cat	Team/Affiliation	USSA#	FIS#	CXC#	Time
16	14	3	RJABOV, Marit	SR	University of Alaska Fairbanks	6271647	3395033		0:24:42.2
			Lap 1: 8:00.66		Lap 2: 16:08.64	Split 2: 8:08.00	Lap 3: 24:24.16	Split 3: 8:16.00	
17	15	11	DUIJNDAM, Lynn	SR	Michigan Tech	6153506		CC127107	0:24:48.8
			Lap 1: 8:13.16		Lap 2: 16:20.62	Split 2: 8:08.00	Lap 3: 24:31.18	Split 3: 8:11.00	
18	16	24	FRITZ, Lauren	SR	APUNSC	5995493	3535204		0:24:50.7
			Lap 1: 7:59.96		Lap 2: 16:19.65	Split 2: 8:20.00	Lap 3: 24:32.34	Split 3: 8:13.00	
19	17	18	ROSS, Jordyn	SR	Nothorn Michigan University	6328421	3535509		0:24:52.6
			Lap 1: 8:16.70		Lap 2: 16:30.41	Split 2: 8:14.00	Lap 3: 24:34.17	Split 3: 8:04.00	
20	18	35	ELLIS, Libby	SR	Nothorn Michigan University	6097950	3535446		0:24:53.4
			Lap 1: 8:03.25		Lap 2: 16:20.99	Split 2: 8:18.00	Lap 3: 24:35.84	Split 3: 8:15.00	
21	19	31	FRANKOWSKI, Rosie V	SR	Nothorn Michigan University	6257369	3535448		0:24:54.0
			Lap 1: 8:08.88		Lap 2: 16:19.57	Split 2: 8:11.00	Lap 3: 24:34.54	Split 3: 8:15.00	
22	3	4	SCHEMBER, Paige E	OJ	St. Olaf College	6288575	3535479	CM128411	0:24:56.4
			Lap 1: 8:18.86		Lap 2: 16:26.26	Split 2: 8:08.00	Lap 3: 24:37.27	Split 3: 8:12.00	
23	20	2	EDIC, Heather M	SR	University of Alaska Fairbanks	6173413	3535464		0:24:57.1
			Lap 1: 8:16.20		Lap 2: 16:24.94	Split 2: 8:09.00	Lap 3: 24:39.45	Split 3: 8:15.00	
24	1	5	AMBER, Olivia	J1	CXC	5919071		MW126405J1	0:25:05.7
			Lap 1: 8:18.45		Lap 2: 16:37.53	Split 2: 8:20.00	Lap 3: 24:48.46	Split 3: 8:11.00	
25	4	12	IRWIN, Deedra B	OJ	Michigan Tech	6289715		CG127116	0:25:05.9
			Lap 1: 8:23.55		Lap 2: 16:38.85	Split 2: 8:16.00	Lap 3: 24:47.70	Split 3: 8:09.00	
26	21	75	NARYSHKINA, Natalja	SR	CXC Team		3485167		0:25:07.7
			Lap 1: 8:20.75		Lap 2: 16:40.38	Split 2: 8:20.00	Lap 3: 24:51.06	Split 3: 8:11.00	
27	5	13	MASON, Rachel E	OJ	Michigan Tech	6260361	3535553	CG127122	0:25:15.9
			Lap 1: 8:29.36		Lap 2: 16:40.98	Split 2: 8:12.00	Lap 3: 24:57.11	Split 3: 8:17.00	
28	2	58	BIANCO, Amy	J1		6373892		B12PD17	0:25:19.8
			Lap 1: 8:27.60		Lap 2: 16:45.07	Split 2: 8:18.00	Lap 3: 25:01.21	Split 3: 8:17.00	
29	22	28	DANIELS, Sarah	SR	Michigan Tech	6198683		CC127105	0:25:20.1
			Lap 1: 8:17.23		Lap 2: 16:35.25	Split 2: 8:19.00	Lap 3: 25:00.70	Split 3: 8:26.00	
30	6	6	AMBER, Nicolette	OJ	CXC	5919063		MW126413OJ	0:25:29.7
			Lap 1: 8:25.26		Lap 2: 16:50.26	Split 2: 8:25.00	Lap 3: 25:11.33	Split 3: 8:22.00	
31	3	49	HARVIEUX, Annie	J1		6373424		MW1239J1	0:25:30.6
			Lap 1: 8:25.67		Lap 2: 16:40.06	Split 2: 8:15.00	Lap 3: 25:11.93	Split 3: 8:32.00	
32	1	141	LUBY, Claire	CIT	Go! Training				0:25:31.3
			Lap 1: 8:23.89		Lap 2: 16:43.31	Split 2: 8:20.00	Lap 3: 25:12.19	Split 3: 8:29.00	
33	7	8	AHMED, Sharmila	OJ	CSS	6203640		MW126801	0:25:33.5
			Lap 1: 8:24.26		Lap 2: 16:52.62	Split 2: 8:29.00	Lap 3: 25:15.27	Split 3: 8:23.00	
34	23	29	ERIKSSON, Malin	SR	Michigan Tech	5861299	3505551	CC127108	0:25:41.4
			Lap 1: 8:22.23		Lap 2: 16:49.98	Split 2: 8:28.00	Lap 3: 25:22.98	Split 3: 8:33.00	
35	24	20	MISHICA, Christina	SR	Michigan Tech	6065015		CC127123	0:25:41.6
			Lap 1: 8:18.76		Lap 2: 16:45.18	Split 2: 8:27.00	Lap 3: 25:23.79	Split 3: 8:39.00	
36	8	14	YOVETICH, Marissa	OJ	Michigan Tech	6311506		CG127136	0:25:42.8
			Lap 1: 8:25.89		Lap 2: 16:50.72	Split 2: 8:25.00	Lap 3: 25:22.62	Split 3: 8:32.00	
37	25	9	MAGNUSON, Eleanor	SR	CSS	6191142		MW126819	0:25:42.9
			Lap 1: 8:26.11		Lap 2: 16:51.51	Split 2: 8:26.00	Lap 3: 25:24.48	Split 3: 8:33.00	



Female

10k Freestyle


Place	Div	Bib	Name	Cat	Team/Affiliation	USSA#	FIS#	CXC#	Time
38	2	136	WINTERS, Johanna	CIT	Go! Training				0:25:47.5
			Lap 1: 8:26.49		Lap 2: 17:05.14	Split 2: 8:39.00	Lap 3: 25:30.03	Split 3: 8:25.00	
39	3	137	PING, Megan	CIT	CXC				0:26:11.1
			Lap 1: 8:52.91		Lap 2: 17:26.65	Split 2: 8:34.00	Lap 3: 25:51.57	Split 3: 8:25.00	
40	4	56	HEDBLOM, Sonja	J1		6287120		MW124123J1	0:26:14.0
			Lap 1: 8:37.09		Lap 2: 17:15.25	Split 2: 8:39.00	Lap 3: 25:54.81	Split 3: 8:40.00	
41	9	47	LUND, Marian E	OJ	Gustavus	6409123		CM127420	0:26:20.0
			Lap 1: 8:31.75		Lap 2: 17:18.19	Split 2: 8:47.00	Lap 3: 26:02.49	Split 3: 8:45.00	
42	10	17	ADAMS, Brooke	OJ	CSS	6202311		MW126800	0:26:22.4
			Lap 1: 8:28.34		Lap 2: 17:09.11	Split 2: 8:41.00	Lap 3: 26:02.54	Split 3: 8:54.00	
43	11	16	GUTHRIE, Hanne	OJ	University of Green Bay	6327557		CM128014	0:26:23.3
			Lap 1: 8:36.27		Lap 2: 17:20.79	Split 2: 8:45.00	Lap 3: 26:04.90	Split 3: 8:45.00	
44	5	57	BOURNE, Kristen	J1	Sisu	6322293		MW1235J1	0:26:27.5
			Lap 1: 8:43.44		Lap 2: 17:21.42	Split 2: 8:38.00	Lap 3: 26:07.30	Split 3: 8:46.00	
45	12	79	SONNESYN, Marit E	OJ		6289527		MW 12 209	0:26:27.9
			Lap 1: 8:47.52		Lap 2: 17:25.47	Split 2: 8:38.00	Lap 3: 26:08.51	Split 3: 8:44.00	
46	4	134	WEISKOPF ALBRE, Bonnie	CIT	Vakava Racing / Finn Sisu				0:26:28.4
			Lap 1: 8:54.34		Lap 2: 17:34.55	Split 2: 8:41.00	Lap 3: 26:10.07	Split 3: 8:36.00	
47	26	78	SERRATORE, Mia	SR			3105174		0:26:28.8
			Lap 1: 8:53.53		Lap 2: 17:32.35	Split 2: 8:39.00	Lap 3: 26:08.97	Split 3: 8:37.00	
48	6	127	SHAGEN, Kaley	J1	Go! Training			MW123802J1	0:26:35.8
			Lap 1: 8:25.27		Lap 2: 17:20.51	Split 2: 8:56.00	Lap 3: 26:17.70	Split 3: 8:58.00	
49	27	52	BURGMEIER, Danielle	SR	Gustavus	6297732		CC127405	0:26:39.2
			Lap 1: 8:44.98		Lap 2: 17:35.02	Split 2: 8:51.00	Lap 3: 26:20.76	Split 3: 8:46.00	
50	7	114	THOBE, Cassie	J1				MW 12 194	0:26:44.0
			Lap 1: 8:39.11		Lap 2: 17:33.95	Split 2: 8:55.00	Lap 3: 26:24.56	Split 3: 8:51.00	
51	28	84	EMMA, Lee	SR	St. Olaf College			CM128407	0:26:44.2
			Lap 1: 9:01.32		Lap 2: 17:40.61	Split 2: 8:40.00	Lap 3: 26:23.54	Split 3: 8:43.00	
52	8	55	GILBERTSON, Nora	J1	SISU	6267233		MW1245J1	0:26:44.3
			Lap 1: 8:44.81		Lap 2: 17:32.94	Split 2: 8:49.00	Lap 3: 26:24.90	Split 3: 8:52.00	
53	29	41	SANBORN, Hannah	SR	St. Cloud State University	6155766		CM127609SR	0:26:45.7
			Lap 1: 8:49.56		Lap 2: 17:37.84	Split 2: 8:49.00	Lap 3: 26:27.08	Split 3: 8:50.00	
54	30	51	LEASK, Ingrid	SR			3225011		0:26:47.7
			Lap 1: 8:45.65		Lap 2: 17:35.58	Split 2: 8:50.00	Lap 3: 26:28.73	Split 3: 8:54.00	
55	5	131	RUDD, Kim	CIT					0:26:50.0
			Lap 1: 8:59.48		Lap 2: 17:47.39	Split 2: 8:48.00	Lap 3: 26:31.30	Split 3: 8:44.00	
56	6	143	KEWAHL, Kathleen	CIT					0:26:50.7
			Lap 1: 8:53.08		Lap 2: 17:43.66	Split 2: 8:51.00	Lap 3: 26:31.97	Split 3: 8:49.00	
57	7	142	JENNA, Krueger	CIT	Red Rock Nordic				0:26:52.3
			Lap 1: 8:39.83		Lap 2: 17:34.12	Split 2: 8:55.00	Lap 3: 26:32.66	Split 3: 8:59.00	
58	9	42	WIITALA, Ellen L	J1	Superiorland	6313856		GL12195J1	0:26:53.7
			Lap 1: 8:50.55		Lap 2: 17:42.98	Split 2: 8:53.00	Lap 3: 26:34.73	Split 3: 8:52.00	
59	31	46	WHITE, Krista K	SR	University of Green Bay	6330457		CM128018	0:26:54.1
			Lap 1: 8:47.43		Lap 2: 17:35.88	Split 2: 8:49.00	Lap 3: 26:34.91	Split 3: 9:00.00	



## Female

## 10k Freestyle


Place	Div	Bib	Name	Cat	Team/Affiliation	USSA#	FIS#	CXC#	Time
60	10	61	DELONG, Evelyn L	J1	Copper Country Ski Tigers	6375879		GL124120J1	0:26:55.8
			Lap 1: 8:44.68		Lap 2: 17:36.92	Split 2: 8:53.00	Lap 3: 26:36.23	Split 3: 9:00.00	
61	32	60	HAGGARTY, Daphne	SR	Lakehead University		3105119		0:26:57.0
			Lap 1: 8:43.89		Lap 2: 17:37.31	Split 2: 8:54.00	Lap 3: 26:37.91	Split 3: 9:01.00	
62	13	64	BOURNE, Kimberly A	OJ	Sisu	6322287		MW1236OJ	0:26:57.4
			Lap 1: 8:53.49		Lap 2: 17:46.44	Split 2: 8:53.00	Lap 3: 26:36.83	Split 3: 8:51.00	
63	11	10	BENTON, Sarah B	J1	Go! Training and MYSL	6310887		MW 12 109	0:27:00.4
			Lap 1: 8:57.11		Lap 2: 17:49.13	Split 2: 8:53.00	Lap 3: 26:42.00	Split 3: 8:53.00	
64	12	115	NELSON, Anna	J1				MW 12 211	0:27:00.6
			Lap 1: 8:55.74		Lap 2: 17:46.40	Split 2: 8:51.00	Lap 3: 26:41.12	Split 3: 8:55.00	
65	13	117	REKER, Nicolette	J1				MW110473J1	0:27:02.6
			Lap 1: 9:03.42		Lap 2: 17:54.48	Split 2: 8:52.00	Lap 3: 26:42.96	Split 3: 8:49.00	
66	33	43	WIGHTMAN, Joelle	SR	University of Green Bay	6289460	3535527	CM128015	0:27:04.0
			Lap 1: 8:54.22		Lap 2: 17:44.73	Split 2: 8:51.00	Lap 3: 26:45.13	Split 3: 9:01.00	
67	34	73	MATHEWS, Amie	SR	Lakehead University		3105170		0:27:04.7
			Lap 1: 8:58.90		Lap 2: 17:53.72	Split 2: 8:55.00	Lap 3: 26:46.06	Split 3: 8:53.00	
68	14	105	YOUNGBERG, Chelsey	OJ	MW124104OJ			MW124104OJ	0:27:07.0
			Lap 1: 8:44.26		Lap 2: 17:50.78	Split 2: 9:07.00	Lap 3: 26:46.71	Split 3: 8:56.00	
69	14	62	FITZPATRICK, Delaney	J1	CXC/Lakeland	6411120		MW12170J1	0:27:07.4
			Lap 1: 8:42.27		Lap 2: 17:38.96	Split 2: 8:57.00	Lap 3: 26:48.20	Split 3: 9:10.00	
70	35	89	SARAH, Allen	SR	CSS			MW126802	0:27:10.3
			Lap 1: 8:48.83		Lap 2: 17:46.31	Split 2: 8:58.00	Lap 3: 26:52.81	Split 3: 9:07.00	
71	15	112	HILDAHL, Hailey	J1	Eden Prairie High School	408238		6030	0:27:17.7
			Lap 1: 9:05.68		Lap 2: 18:05.30	Split 2: 9:00.00	Lap 3: 26:59.74	Split 3: 8:55.00	
72	16	122	WHITE, Sadie	J1	Big Thunder Nordic Ski Club				0:27:19.3
			Lap 1: 8:56.12		Lap 2: 17:50.87	Split 2: 8:55.00	Lap 3: 27:00.77	Split 3: 9:10.00	
73	15	102	KAY, Jessie	OJ	Go Training			MW123803J1	0:27:26.2
			Lap 1: 8:53.93		Lap 2: 18:01.06	Split 2: 9:08.00	Lap 3: 27:05.95	Split 3: 9:05.00	
74	16	50	CARPENTER, Kaila R	OJ	University of Green Bay	6327624		CM128016	0:27:28.7
			Lap 1: 9:07.44		Lap 2: 18:17.81	Split 2: 9:11.00	Lap 3: 27:08.69	Split 3: 8:51.00	
75	36	91	JASPERS, Kara	SR	Lakehead University				0:27:31.2
			Lap 1: 8:56.06		Lap 2: 18:02.69	Split 2: 9:07.00	Lap 3: 27:12.91	Split 3: 9:11.00	
76	37	80	HALL, Katherine	SR	Lakehead University		3105178		0:27:33.3
			Lap 1: 9:03.87		Lap 2: 18:10.06	Split 2: 9:07.00	Lap 3: 27:13.96	Split 3: 9:04.00	
77	38	54	GROULX, Christina	SR	CSS		3105132	MW126808	0:27:36.2
			Lap 1: 9:07.33		Lap 2: 18:07.56	Split 2: 9:01.00	Lap 3: 27:16.08	Split 3: 9:09.00	
78	17	63	SCHROETER, Britta N	J1	Team Gogebic	6289502		GL1259J1	0:27:44.7
			Lap 1: 9:13.00		Lap 2: 18:13.55	Split 2: 9:01.00	Lap 3: 27:24.14	Split 3: 9:11.00	
79	39	90	MEREDITH, Bache-Wiig	SR	Gustavus			CC127416	0:27:46.8
			Lap 1: 9:10.24		Lap 2: 18:21.69	Split 2: 9:12.00	Lap 3: 27:27.16	Split 3: 9:06.00	
80	18	74	BARNES, Emma M	J1	CXC / Iola Winter Sports Club	6374832		MW126406J1	0:27:50.8
			Lap 1: 9:09.23		Lap 2: 18:20.65	Split 2: 9:12.00	Lap 3: 27:32.00	Split 3: 9:12.00	
81	40	45	FLEMING, Sarah A	SR	St. Olaf College	6228290		CM128403	0:27:52.1
			Lap 1: 9:03.88		Lap 2: 18:16.79	Split 2: 9:13.00	Lap 3: 27:33.75	Split 3: 9:17.00	



Female

10k Freestyle


Place	Div	Bib	Name	Cat	Team/Affiliation	USSA#	FIS#	CXC#	Time
82	41	76	HAGGARTY, Moira	SR	Lakehead University		3105165		0:27:58.6
			Lap 1: 9:17.03		Lap 2: 18:32.10		Split 2: 9:16.00		Lap 3: 27:39.05
								Split 3: 9:07.00	
83	19	120	BILLET, Kayla	J1				MW12216J1	0:28:00.6
			Lap 1: 9:22.71		Lap 2: 18:33.84		Split 2: 9:12.00		Lap 3: 27:41.31
								Split 3: 9:08.00	
84	42	27	KONIECZNY, Rebecca	SR	University of Alaska Fairbanks	6047468	3535415		0:28:01.5
			Lap 1: 9:03.37		Lap 2: 18:19.99		Split 2: 9:17.00		Lap 3: 27:41.17
								Split 3: 9:22.00	
85	43	92	GUNKA, Barbara	SR	Big Thunder Nordic				0:28:07.6
			Lap 1: 9:05.38		Lap 2: 18:27.79		Split 2: 9:23.00		Lap 3: 27:47.02
								Split 3: 9:20.00	
86	17	72	KOZLOSKI, Mary B	OJ	Glitter Girls	6414821		MW128012OJ	0:28:07.7
			Lap 1: 9:08.23		Lap 2: 18:20.39		Split 2: 9:13.00		Lap 3: 27:47.01
								Split 3: 9:27.00	
87	20	119	PRATT, Cassie	J1	Stillwater Nordic			MW 12 65 J	0:28:13.3
			Lap 1: 9:24.50		Lap 2: 18:38.07		Split 2: 9:14.00		Lap 3: 27:53.64
								Split 3: 9:16.00	
88	18	70	CORK, Kelsey A	OJ	St. Olaf College	6404413		CM128412	0:28:14.2
			Lap 1: 9:19.65		Lap 2: 18:40.17		Split 2: 9:21.00		Lap 3: 27:54.44
								Split 3: 9:15.00	
89	19	107	LAVANGER, Julia	OJ				MW 12 111	0:28:14.9
			Lap 1: 9:18.87		Lap 2: 18:41.80		Split 2: 9:23.00		Lap 3: 27:55.65
								Split 3: 9:14.00	
90	44	88	BAILEY, Britt	SR	Lakehead University				0:28:16.4
			Lap 1: 9:25.48		Lap 2: 18:47.18		Split 2: 9:22.00		Lap 3: 27:56.60
								Split 3: 9:10.00	
91	21	126	GRIWAC, Mikayla	J1	GO! TRAINING			MW123801J1	0:28:20.4
			Lap 1: 9:12.78		Lap 2: 18:32.62		Split 2: 9:20.00		Lap 3: 28:01.52
								Split 3: 9:29.00	
92	45	94	CHRISTINA, Ringsmuth	SR	St. Cloud State University			CM127608SR	0:28:22.6
			Lap 1: 9:09.67		Lap 2: 18:37.01		Split 2: 9:28.00		Lap 3: 28:00.94
								Split 3: 9:24.00	
93	22	48	TREMBLAY, Chelsea S	J1	Hayward Nordic	6240988		MW12217J1	0:28:25.5
			Lap 1: 9:14.43		Lap 2: 18:31.12		Split 2: 9:17.00		Lap 3: 28:04.56
								Split 3: 9:34.00	
94	20	66	WEISMAN, Halle J Ms	OJ	St. Cloud State University	6404022		CM127610OJ	0:28:29.7
			Lap 1: 9:10.11		Lap 2: 18:39.39		Split 2: 9:30.00		Lap 3: 28:10.01
								Split 3: 9:31.00	
95	21	100	BURGER, Katie	OJ				MW 12 201	0:28:30.1
			Lap 1: 9:31.14		Lap 2: 18:47.17		Split 2: 9:17.00		Lap 3: 28:09.27
								Split 3: 9:23.00	
96	23	113	LUCCA, Carolyn	J1				MW12277J1	0:28:33.8
			Lap 1: 9:11.13		Lap 2: 18:39.05		Split 2: 9:28.00		Lap 3: 28:12.46
								Split 3: 9:34.00	
97	22	77	ANDERSON, Amber L	OJ	St. Cloud State University	6323498		CM127600OJ	0:28:47.0
			Lap 1: 9:20.89		Lap 2: 18:50.49		Split 2: 9:30.00		Lap 3: 28:25.97
								Split 3: 9:36.00	
98	46	67	FERBER, Annika L	SR	Gustavus	6349153		CC127406	0:28:57.5
			Lap 1: 9:30.19		Lap 2: 18:57.30		Split 2: 9:28.00		Lap 3: 28:36.49
								Split 3: 9:40.00	
99	24	123	FARQUHAR, Lauren	J1					0:28:57.9
			Lap 1: 9:21.70		Lap 2: 18:54.93		Split 2: 9:34.00		Lap 3: 28:38.68
								Split 3: 9:44.00	
100	47	71	BOYCE, Hillary C	SR	St. Olaf College	6228040		CM128406	0:29:00.4
			Lap 1: 9:22.43		Lap 2: 18:50.95		Split 2: 9:29.00		Lap 3: 28:40.21
								Split 3: 9:50.00	
101	25	118	FERGUSON, Amy	J1				MW126034J1	0:29:08.9
			Lap 1: 9:24.94		Lap 2: 19:03.58		Split 2: 9:39.00		Lap 3: 28:48.09
								Split 3: 9:45.00	
102	23	96	KELLER-MILLER, Kathryn	OJ	Saint Bens				0:29:09.3
			Lap 1: 9:25.37		Lap 2: 18:59.86		Split 2: 9:35.00		Lap 3: 28:47.91
								Split 3: 9:49.00	
103	48	44	TINEBRA, Maria L	SR	University of Green Bay	6224943		CM128019	0:29:11.0
			Lap 1: 9:21.54		Lap 2: 19:00.87		Split 2: 9:40.00		Lap 3: 28:49.35
								Split 3: 9:49.00	



Female

10k Freestyle

Place	Div	Bib	Name	Cat	Team/Affiliation	USSA#	FIS#	CXC#	Time
104	49	87	CASSIE, Johnson	SR	Michigan Tech			CC127118	0:29:14.3
			Lap 1: 9:29.94		Lap 2: 19:08.00			Split 2: 9:39.00	Lap 3: 28:54.05
								Split 3: 9:47.00	
105	50	69	DUMONSKI, Nicole	SR	Big Thunder Nordic		3105162		0:29:14.3
			Lap 1: 9:40.15		Lap 2: 19:21.54			Split 2: 9:42.00	Lap 3: 28:54.91
								Split 3: 9:34.00	
106	26	125	HOLSCHER, Emily	J1	Wayzata				0:29:17.2
			Lap 1: 9:20.98		Lap 2: 19:08.08			Split 2: 9:48.00	Lap 3: 28:56.37
								Split 3: 9:49.00	
107	27	116	HAMM, Camille	J1	Big Thunder Nordic				0:29:32.3
			Lap 1: 9:41.85		Lap 2: 19:26.24			Split 2: 9:45.00	Lap 3: 29:11.56
								Split 3: 9:46.00	
108	24	104	AMY, Waananen	OJ	St. Olaf College			CM128420	0:29:44.1
			Lap 1: 9:44.12		Lap 2: 19:34.03			Split 2: 9:50.00	Lap 3: 29:23.50
								Split 3: 9:50.00	
109	25	106	MEGAN, Allen	OJ	Gustavus			CC127402	0:29:44.1
			Lap 1: 9:36.34		Lap 2: 19:25.16			Split 2: 9:49.00	Lap 3: 29:23.55
								Split 3: 9:59.00	
110	26	65	BANKEN, Katie J	OJ	St. Cloud State University	6405448	3535551	CM127601OJ	0:29:48.6
			Lap 1: 9:39.25		Lap 2: 19:31.29			Split 2: 9:53.00	Lap 3: 29:28.42
								Split 3: 9:58.00	
111	8	140	LIDSTONE, Kim	CIT					0:30:03.9
			Lap 1: 9:48.76		Lap 2: 19:48.37			Split 2: 10:00.00	Lap 3: 29:43.21
								Split 3: 9:55.00	
112	9	139	HEIBERG, Kaelynn	CIT	Hopkins HS				0:30:16.2
			Lap 1: 9:46.64		Lap 2: 19:54.38			Split 2: 10:08.00	Lap 3: 29:56.42
								Split 3: 10:03.00	
113	51	95	ANDERSON, Maria	SR	Saint Bens			CM129101SR	0:30:17.0
			Lap 1: 9:41.28		Lap 2: 19:46.25			Split 2: 10:05.00	Lap 3: 29:57.24
								Split 3: 10:11.00	
114	27	103	HAKALA, Jennifer	OJ	CSS			MW126810	0:30:29.8
			Lap 1: 10:03.85		Lap 2: 20:12.73			Split 2: 10:09.00	Lap 3: 30:10.21
								Split 3: 9:58.00	
115	28	108	KRULC, Emiy	OJ	Saint Bens			CM129108OJ	0:30:37.1
			Lap 1: 9:51.84		Lap 2: 20:05.23			Split 2: 10:14.00	Lap 3: 30:16.61
								Split 3: 10:12.00	
116	28	124	NELSON, Sara	J1				MW 12 6051	0:30:40.7
			Lap 1: 9:59.80		Lap 2: 20:13.10			Split 2: 10:14.00	Lap 3: 30:19.50
								Split 3: 10:07.00	
117	52	86	STEPH, Lafrance	SR	University of Green Bay			CM128020	0:31:05.1
			Lap 1: 10:01.88		Lap 2: 20:26.29			Split 2: 10:25.00	Lap 3: 30:45.28
								Split 3: 10:19.00	
118	29	98	ARI, Benoit	OJ	St. Cloud State University			CM127602OJ	0:31:15.5
			Lap 1: 10:20.20		Lap 2: 20:41.23			Split 2: 10:22.00	Lap 3: 30:56.33
								Split 3: 10:16.00	
119	30	101	KRISTEN, Mueller	OJ	St. Olaf College			CM128423	0:31:18.2
			Lap 1: 10:04.45		Lap 2: 20:34.50			Split 2: 10:31.00	Lap 3: 30:56.98
								Split 3: 10:23.00	
120	29	121	SIELING, Julia	J1				181	0:31:53.7
			Lap 1: 10:08.92		Lap 2: 20:47.14			Split 2: 10:39.00	Lap 3: 31:34.05
								Split 3: 10:47.00	
121	10	138	EVANS, Crystal	CIT	Windchill				0:32:20.1
			Lap 1: 10:24.19		Lap 2: 21:12.38			Split 2: 10:49.00	Lap 3: 31:58.62
								Split 3: 10:47.00	
122	53	85	SOPHIA, Lafond	SR	St. Olaf College			CM128408	0:32:24.7
			Lap 1: 10:34.27		Lap 2: 21:22.47			Split 2: 10:49.00	Lap 3: 32:02.84
								Split 3: 10:41.00	
123	31	68	FELTZ, Hailey F	OJ	University of Green Bay	6320803		MW128013	0:32:27.9
			Lap 1: 10:36.13		Lap 2: 21:19.32			Split 2: 10:44.00	Lap 3: 32:07.58
								Split 3: 10:49.00	
124	32	99	MOLLY, Manske	OJ	St. Cloud State University			CM127606OJ	0:32:36.0
			Lap 1: 10:34.68		Lap 2: 21:17.11			Split 2: 10:43.00	Lap 3: 32:13.57
								Split 3: 10:57.00	
125	33	109	HALL, Robyn	OJ	Saint Bens			CM129105OJ	0:32:42.1
			Lap 1: 10:40.61		Lap 2: 21:32.72			Split 2: 10:53.00	Lap 3: 32:19.88
								Split 3: 10:48.00	



Female

10k Freestyle

Place	Div	Bib	Name	Cat	Team/Affiliation	USSA#	FIS#	CXC#	Time
126	11	132	GOTZSCHE, Maya	CIT	Southwest High School				0:32:53.1
			Lap 1: 10:38.08		Lap 2: 21:25.78	Split 2: 10:48.00	Lap 3: 32:29.94	Split 3: 11:05.00	
127	12	135	HANSON, Madison	CIT	Eden Prairie High School				0:35:45.9
			Lap 1: 11:44.70		Lap 2: 23:34.49	Split 2: 11:50.00	Lap 3: 35:23.19	Split 3: 11:49.00	
128	30	111	AUFDERHEIDE, Allison	J1	Go! Training				0:38:20.4
			Lap 1: 9:23.05		Lap 2: 18:43.80	Split 2: 9:21.00	Lap 3: 28:19.00	Split 3: 9:36.00	
DNS	DNS	110	SCHAEPE, Beth	J1	MN Valley			MW126060J1	
			Lap 1:		Lap 2:	Split 2:	Lap 3:	Split 3:	
DNS	DNS	97	AMANDA, Tveite	OJ	St. Olaf College			CM128427	
			Lap 1:		Lap 2:	Split 2:	Lap 3:	Split 3:	
DNS	DNS	93	GRETCHEN, Mueller	SR	St. Olaf College			SR128410	
			Lap 1:		Lap 2:	Split 2:	Lap 3:	Split 3:	
DNS	DNS	59	BROOK, Heidi	OJ	University of Alaska Fairbanks	6335715			
			Lap 1:		Lap 2:	Split 2:	Lap 3:	Split 3:	
DNS	DNS	23	SODERMAN, Marie Helen	SR	Nothern Michigan University	6173074	3505232		
			Lap 1:		Lap 2:	Split 2:	Lap 3:	Split 3:	
DNS	DNS	19	GALVIN, Claire E	OJ	GO! Training	6345097		MW12164OJ	
			Lap 1:		Lap 2:	Split 2:	Lap 3:	Split 3:	
DNS	DNS	7	HETT, Erica M	SR	Gustavus	6228550		CC127415	
			Lap 1:		Lap 2:	Split 2:	Lap 3:	Split 3:	
DNF	DNF	53	SAUPSTAD, Ingrid	SR	Nothern Michigan University	6398341	3425630		
			Lap 1:		Lap 2:	Split 2:	Lap 3:	Split 3:	

