



CITY OF LAKES **Nordic Ski** FOUNDATION

**Mayor's Challenge  
Minneapolis, MN  
January 21-22, 2012**

Timing & Results by:




## Sunday Freestyle Overall Results

Jury		Course		Conditions	
Tech. Delegate:	Al Maddox	Length of Course:		Course Weather:	Overcast
Appointed Other:	Karen/Bob Cook	Course HD:		Course Temp:	24 Degrees
Chief of Competition:	Kate Ellis	Course MC:		Course Wind:	Calm
		Course TC:			

### Male

### 15k Freestyle

Place	Div	Bib	Name	Cat	Team/Affiliation	USSA#	FIS#	CXC#	Time
1	1	181	LIEBSCH, Matthew Edw	SR	TeamStrongHeart/TeamBirkie	5754890	3530348		0:33:27.0
			Lap 1: 6:40.62		Lap 2: 13:11.88			Split 2: 6:32.00	
			Lap 3: 19:49.81		Split 3: 6:38.00			Lap 4: 26:31.43	Split 4: 6:42
2	2	180	ELLIOTT, Tad	SR	SSCV HomeGrown USST	5989553	3530492		0:33:39.9
			Lap 1: 6:44.05		Lap 2: 13:20.04			Split 2: 6:36.00	
			Lap 3: 20:02.82		Split 3: 6:43.00			Lap 4: 26:44.50	Split 4: 6:42
3	3	170	ELLEFSON, Sylvan G	SR	SSCV Team HomeGrown	5602297	3530411		0:33:43.7
			Lap 1: 6:43.74		Lap 2: 13:27.23			Split 2: 6:44.00	
			Lap 3: 20:05.78		Split 3: 6:39.00			Lap 4: 26:53.67	Split 4: 6:48
4	4	172	GREGG, Brian J	SR	CXC Team	5618657	3530177		0:33:48.3
			Lap 1: 6:32.80		Lap 2: 13:12.62			Split 2: 6:40.00	
			Lap 3: 19:54.59		Split 3: 6:42.00			Lap 4: 26:44.15	Split 4: 6:50
5	5	167	KNIGHT, Brenton	SR	APU Nordic Ski Center	5728977	3530103		0:33:50.9
			Lap 1: 6:45.90		Lap 2: 13:23.01			Split 2: 6:38.00	
			Lap 3: 20:05.65		Split 3: 6:43.00			Lap 4: 26:46.14	Split 4: 6:41
6	6	171	SODERMAN, Erik	SR	Nothern Michigan University	6338610	3500706		0:34:04.9
			Lap 1: 6:49.98		Lap 2: 13:28.91			Split 2: 6:39.00	
			Lap 3: 20:10.81		Split 3: 6:42.00			Lap 4: 27:00.41	Split 4: 6:50
7	7	145	KATES, Adam	SR	Big Thunder Nordic Ski Club		1342674		0:34:11.4
			Lap 1: 6:45.68		Lap 2: 13:18.91			Split 2: 6:34.00	
			Lap 3: 20:06.00		Split 3: 6:48.00			Lap 4: 27:03.58	Split 4: 6:58
8	8	165	MCGUFFIN, Dylan	SR		5973409	3530624		0:34:19.9
			Lap 1: 6:44.73		Lap 2: 13:31.19			Split 2: 6:47.00	
			Lap 3: 20:22.28		Split 3: 6:52.00			Lap 4: 27:15.96	Split 4: 6:54
9	9	182	O'BRIEN, Patrick	SR	Craftsbury Green Racing Project	5368436	3530365		0:34:21.0
			Lap 1: 6:50.60		Lap 2: 13:31.24			Split 2: 6:41.00	
			Lap 3: 20:17.89		Split 3: 6:47.00			Lap 4: 27:17.16	Split 4: 7:00
10	10	174	IVERSON, Mark	SR	APU Nordic Ski Center	4947560	1334914		0:34:22.4
			Lap 1: 6:46.31		Lap 2: 13:26.62			Split 2: 6:41.00	
			Lap 3: 20:11.83		Split 3: 6:46.00			Lap 4: 27:02.17	Split 4: 6:51
11	11	173	OCARIZ, Santiago	SR	CXC Team	5346341	3530558		0:34:25.3
			Lap 1: 6:55.12		Lap 2: 13:42.16			Split 2: 6:48.00	
			Lap 3: 20:27.08		Split 3: 6:45.00			Lap 4: 27:15.56	Split 4: 6:49
12	12	183	COOK, Bryan N	SR	Craftsbury Green racing Project	5313689	3530038		0:34:26.8
			Lap 1: 6:55.17		Lap 2: 13:42.66			Split 2: 6:48.00	
			Lap 3: 20:32.34		Split 3: 6:50.00			Lap 4: 27:24.98	Split 4: 6:53
13	13	144	NANEY, Samuel	SR	Methow Olympic Development/Mad	5593702	3530409		0:34:33.1
			Lap 1: 6:49.67		Lap 2: 13:34.31			Split 2: 6:45.00	
			Lap 3: 20:14.26		Split 3: 6:40.00			Lap 4: 27:14.97	Split 4: 7:01
14	14	166	FLORA, Lars S	SR		4447959	1196883		0:34:53.8
			Lap 1: 6:43.18		Lap 2: 13:37.65			Split 2: 6:55.00	
			Lap 3: 20:20.87		Split 3: 6:44.00			Lap 4: 27:32.63	Split 4: 7:12



Male

15k Freestyle

Place	Div	Bib	Name	Cat	Team/Affiliation	USSA#	FIS#	CXC#	Time		
15	15	158	MARKSET, Kjell Chris	SR	Nothorn Michigan University	6398333	3420242		0:35:02.1		
			Lap 1: 6:54.87		Lap 2: 13:48.30		Split 2: 6:54.00	Lap 3: 20:45.41	Split 3: 6:58.00	Lap 4: 27:48.16	Split 4: 7:03
16	16	164	REYNOLDS, Tim	SR	Craftsbury Green Racing Project	5403928	3530303		0:35:04.2		
			Lap 1: 6:54.41		Lap 2: 13:43.80		Split 2: 6:50.00	Lap 3: 20:38.22	Split 3: 6:55.00	Lap 4: 27:35.60	Split 4: 6:58
17	17	178	NYGREN, Karl	SR	CXC Team	6047021	3530393		0:35:08.8		
			Lap 1: 6:41.87		Lap 2: 13:38.79		Split 2: 6:57.00	Lap 3: 20:38.16	Split 3: 7:00.00	Lap 4: 27:49.15	Split 4: 7:11
18	1	151	HANNEMAN, Logan	OJ	University of Alaska Fairbanks	6066476	3530583		0:35:11.9		
			Lap 1: 6:50.97		Lap 2: 13:42.13		Split 2: 6:52.00	Lap 3: 20:39.79	Split 3: 6:58.00	Lap 4: 27:49.00	Split 4: 7:10
19	1	157	MARTIN, Adam G	J1	CXC	6313249		MW126410J1	0:35:27.0		
			Lap 1: 7:09.70		Lap 2: 14:03.10		Split 2: 6:54.00	Lap 3: 20:59.37	Split 3: 6:57.00	Lap 4: 28:02.18	Split 4: 7:03
20	18	147	BURRUSS, Oliver A	SR	XC Oregon	6272406	3530602		0:35:27.1		
			Lap 1: 7:00.38		Lap 2: 13:57.51		Split 2: 6:58.00	Lap 3: 21:05.46	Split 3: 7:08.00	Lap 4: 28:10.61	Split 4: 7:06
21	19	156	MANSKE, Waylon	SR	CXC Team	5807409	3530668		0:35:30.9		
			Lap 1: 6:48.85		Lap 2: 13:50.85		Split 2: 7:02.00	Lap 3: 20:59.63	Split 3: 7:09.00	Lap 4: 28:09.26	Split 4: 7:10
22	20	177	HARJU, Mikko	SR	Michigan Tech		3180562	CC127114	0:35:36.8		
			Lap 1: 6:58.49		Lap 2: 13:55.44		Split 2: 6:57.00	Lap 3: 20:54.71	Split 3: 7:00.00	Lap 4: 28:06.08	Split 4: 7:12
23	2	160	HECKER, Jeremy	OJ	CSS	6126346	3530564	MW126811	0:35:37.1		
			Lap 1: 7:04.12		Lap 2: 14:01.85		Split 2: 6:58.00	Lap 3: 21:10.34	Split 3: 7:09.00	Lap 4: 28:23.10	Split 4: 7:13
24	21	146	WOLCOTT, Eric	SR	CXC Team	6157945	3530689		0:35:41.5		
			Lap 1: 6:56.87		Lap 2: 13:48.10		Split 2: 6:52.00	Lap 3: 20:58.61	Split 3: 7:11.00	Lap 4: 28:15.35	Split 4: 7:17
25	3	148	JOHANIK, Scott	OJ	CSS	6156061	3530680	MW126813	0:35:50.4		
			Lap 1: 7:07.12		Lap 2: 14:13.72		Split 2: 7:07.00	Lap 3: 21:11.13	Split 3: 6:58.00	Lap 4: 28:23.63	Split 4: 7:13
26	22	152	BOWLER, Chris	SR	Nothorn Michigan University	6100192	3530538		0:35:55.0		
			Lap 1: 6:56.09		Lap 2: 14:00.95		Split 2: 7:05.00	Lap 3: 21:12.38	Split 3: 7:12.00	Lap 4: 28:24.78	Split 4: 7:13
27	4	194	BRATRUD, Kyle M	OJ	Nothorn Michigan University	6343854	3530679		0:35:56.1		
			Lap 1: 7:02.74		Lap 2: 14:08.15		Split 2: 7:06.00	Lap 3: 21:14.63	Split 3: 7:07.00	Lap 4: 28:25.46	Split 4: 7:11
28	23	154	WONG, Matthew	SR	Michigan Tech	6247860		CC127134	0:36:04.1		
			Lap 1: 7:08.84		Lap 2: 14:10.99		Split 2: 7:03.00	Lap 3: 21:29.83	Split 3: 7:19.00	Lap 4: 28:48.40	Split 4: 7:19
29	24	203	WILKINSON, Ian	SR	University of Alaska Fairbanks	6017479	3530604		0:36:15.9		
			Lap 1: 7:22.94		Lap 2: 14:27.27		Split 2: 7:05.00	Lap 3: 21:31.73	Split 3: 7:05.00	Lap 4: 28:46.80	Split 4: 7:16
30	25	159	SMITH, Jesse S	SR	Michigan Tech	6039820	3530543	CC127130	0:36:16.4		
			Lap 1: 7:13.66		Lap 2: 14:17.77		Split 2: 7:05.00	Lap 3: 21:27.15	Split 3: 7:10.00	Lap 4: 28:46.29	Split 4: 7:20
31	26	179	GELSO, Matthew Phi	SR	Sun Valley SEF	5864319	3530378		0:36:19.8		
			Lap 1: 6:57.29		Lap 2: 13:57.63		Split 2: 7:01.00	Lap 3: 21:14.13	Split 3: 7:17.00	Lap 4: 28:38.89	Split 4: 7:25
32	27	175	BRIGGS, Matthew	SR	XC Oregon/Rosignol	6116602	3530563		0:36:19.8		
			Lap 1: 7:10.56		Lap 2: 14:25.45		Split 2: 7:15.00	Lap 3: 21:24.87	Split 3: 7:00.00	Lap 4: 28:41.77	Split 4: 7:17
33	28	150	DUGAN, Matthew D	SR	Michigan Tech	6247015		CC127106	0:36:23.4		
			Lap 1: 7:07.33		Lap 2: 14:19.96		Split 2: 7:13.00	Lap 3: 21:35.04	Split 3: 7:16.00	Lap 4: 28:56.13	Split 4: 7:22
34	29	254	JOHNSON, Mark	SR	Mt. Itasca Nordic/MN Biathlon	5930664			0:36:27.4		
			Lap 1: 6:56.20		Lap 2: 14:03.13		Split 2: 7:07.00	Lap 3: 21:19.55	Split 3: 7:17.00	Lap 4: 28:49.83	Split 4: 7:31
35	2	231	KETTERSON, Jan B	J1	MN Valley	6412946		MW 12 6035	0:36:45.4		
			Lap 1: 7:27.61		Lap 2: 14:36.53		Split 2: 7:09.00	Lap 3: 21:50.72	Split 3: 7:15.00	Lap 4: 29:07.34	Split 4: 7:17
36	30	188	BOWMAN, Anders	SR	Gustavus	6292407		CC127404	0:36:49.8		
			Lap 1: 7:02.67		Lap 2: 14:11.35		Split 2: 7:09.00	Lap 3: 21:24.28	Split 3: 7:13.00	Lap 4: 29:01.59	Split 4: 7:38



IPC NORDIC SKIING



MINNESOTA ACADEMY OF OPHTHALMOLOGY

Male

15k Freestyle

Place	Div	Bib	Name	Cat	Team/Affiliation	USSA#	FIS#	CXC#	Time
37	5	287	SCHOMMER, Paul	OJ	CSS			MW126824	0:36:53.8
			Lap 1: 7:18.69		Lap 2: 14:31.86		Split 2: 7:14.00	Lap 3: 21:53.26	Split 3: 7:22.00
			Lap 4: 29:13.34		Split 4: 7:21				
38	31	155	GESIOR, Luke M	SR	Michigan Tech	6220431		CC127112	0:36:56.8
			Lap 1: 7:07.55		Lap 2: 14:26.91		Split 2: 7:20.00	Lap 3: 21:47.03	Split 3: 7:21.00
			Lap 4: 29:16.12		Split 4: 7:30				
39	32	153	HUGUS, Benjamin	SR	Nothorn Michigan University	6154686	3530593		0:36:59.0
			Lap 1: 7:06.94		Lap 2: 14:26.40		Split 2: 7:20.00	Lap 3: 21:46.13	Split 3: 7:20.00
			Lap 4: 29:08.81		Split 4: 7:23				
40	3	189	NICHOLS, Matt J	J1	University of Green Bay	6313697		MW128009	0:37:03.9
			Lap 1: 7:19.74		Lap 2: 14:38.25		Split 2: 7:19.00	Lap 3: 21:54.10	Split 3: 7:16.00
			Lap 4: 29:20.36		Split 4: 7:27				
41	33	195	GURNEY, Edward J	SR	University of Green Bay	6257531		CM128001	0:37:07.3
			Lap 1: 7:09.79		Lap 2: 14:30.64		Split 2: 7:21.00	Lap 3: 21:52.05	Split 3: 7:22.00
			Lap 4: 29:25.34		Split 4: 7:34				
42	34	149	CUTTS, Kevin	SR	Nothorn Michigan University	5932058	3530476		0:37:15.1
			Lap 1: 7:04.60		Lap 2: 14:21.08		Split 2: 7:17.00	Lap 3: 21:51.58	Split 3: 7:31.00
			Lap 4: 29:32.47		Split 4: 7:41				
43	35	198	WOODBECK, Jay D	SR	Michigan Tech	6054969		CC127135	0:37:16.0
			Lap 1: 7:14.32		Lap 2: 14:27.30		Split 2: 7:13.00	Lap 3: 21:53.97	Split 3: 7:27.00
			Lap 4: 29:30.99		Split 4: 7:38				
44	6	232	SCHOTT, Ludwig	OJ	University of Alaska Fairbanks	6393607	3200379		0:37:17.8
			Lap 1: 7:01.89		Lap 2: 14:21.06		Split 2: 7:20.00	Lap 3: 22:00.35	Split 3: 7:40.00
			Lap 4: 29:42.84		Split 4: 7:43				
45	7	161	SAXTON, Benjamin J	OJ	Minnesota Valley	6289937	3530672	MW126055OJ	0:37:17.8
			Lap 1: 7:07.12		Lap 2: 14:21.98		Split 2: 7:15.00	Lap 3: 21:44.11	Split 3: 7:23.00
			Lap 4: 29:18.24		Split 4: 7:35				
46	36	191	KELLER, Andy	SR	Michigan Tech	6098438		CC127119	0:37:21.7
			Lap 1: 7:17.91		Lap 2: 14:45.63		Split 2: 7:28.00	Lap 3: 22:12.51	Split 3: 7:27.00
			Lap 4: 29:45.33		Split 4: 7:33				
47	37	168	SOEDERSTROEM, Erik	SR	University of Alaska Fairbanks	6217590	3500362		0:37:32.7
			Lap 1: 7:12.00		Lap 2: 14:14.15		Split 2: 7:03.00	Lap 3: 21:39.01	Split 3: 7:25.00
			Lap 4: 29:22.65		Split 4: 7:44				
48	38	270	DUBAY, Joseph	SR	CSS			MW126806	0:37:39.2
			Lap 1: 7:31.74		Lap 2: 14:58.23		Split 2: 7:27.00	Lap 3: 22:22.93	Split 3: 7:25.00
			Lap 4: 29:59.15		Split 4: 7:37				
49	8	162	BACSO, Kasey	OJ	CSS	6181143	3530644	MW126803	0:37:42.3
			Lap 1: 7:14.54		Lap 2: 14:25.86		Split 2: 7:12.00	Lap 3: 22:02.26	Split 3: 7:37.00
			Lap 4: 29:47.42		Split 4: 7:46				
50	4	219	MARSHALL, Kyle L	J1		6311476		MW12105J1	0:37:44.0
			Lap 1: 7:23.38		Lap 2: 14:40.26		Split 2: 7:17.00	Lap 3: 22:05.43	Split 3: 7:26.00
			Lap 4: 29:47.31		Split 4: 7:42				
51	9	185	PARR, Chris J	OJ	CSS	6236235		MW126821	0:37:48.0
			Lap 1: 7:14.17		Lap 2: 14:42.47		Split 2: 7:29.00	Lap 3: 22:09.59	Split 3: 7:28.00
			Lap 4: 29:44.06		Split 4: 7:35				
52	5	222	DIRNBERGER, Harris C	J1	cxc	6353916		MW12128 J1	0:37:52.4
			Lap 1: 7:38.54		Lap 2: 15:06.64		Split 2: 7:29.00	Lap 3: 22:35.88	Split 3: 7:30.00
			Lap 4: 30:05.60		Split 4: 7:30				
53	6	213	NADLER, Andrew B	J1	CXC Jr Devo	6278218	3530607	MW126404J1	0:38:00.2
			Lap 1: 7:15.70		Lap 2: 14:44.52		Split 2: 7:29.00	Lap 3: 22:21.75	Split 3: 7:38.00
			Lap 4: 30:02.12		Split 4: 7:41				
54	10	224	LOEFFLER, Jonas	OJ	University of Alaska Fairbanks	6393599	3200378		0:38:01.3
			Lap 1: 6:52.14		Lap 2: 14:23.22		Split 2: 7:32.00	Lap 3: 22:05.06	Split 3: 7:42.00
			Lap 4: 29:57.69		Split 4: 7:53				
55	7	233	MASON, Lucas C	J1	Roseville High School Nordic	6406377		MW1269J1	0:38:03.4
			Lap 1: 7:33.32		Lap 2: 15:02.54		Split 2: 7:30.00	Lap 3: 22:31.87	Split 3: 7:30.00
			Lap 4: 30:13.16		Split 4: 7:42				
56	11	197	MEHRHOF, Calvin	OJ	msc	6372112	3530682	MW1223OJ	0:38:05.4
			Lap 1: 7:22.56		Lap 2: 14:48.14		Split 2: 7:26.00	Lap 3: 22:29.34	Split 3: 7:42.00
			Lap 4: 30:06.81		Split 4: 7:38				
57	8	214	ELFSTROM, Samuel T	J1	Sisu	6372814		MW1227J1	0:38:07.5
			Lap 1: 7:22.21		Lap 2: 14:58.39		Split 2: 7:37.00	Lap 3: 22:27.99	Split 3: 7:30.00
			Lap 4: 30:13.17		Split 4: 7:46				
58	9	241	CORK, Michael A	J1	Go Training	6404402		MW 12150 J	0:38:22.7
			Lap 1: 7:50.91		Lap 2: 15:27.99		Split 2: 7:38.00	Lap 3: 23:00.61	Split 3: 7:33.00
			Lap 4: 30:37.26		Split 4: 7:37				



IPC NORDIC SKIING




MINNESOTA ACADEMY OF OPHTHALMOLOGY

Male

15k Freestyle

Place	Div	Bib	Name	Cat	Team/Affiliation	USSA#	FIS#	CXC#	Time
59	12	210	WESSLING, John R	OJ	CSS	6257773		MW126831	0:38:30.6
			Lap 1: 7:29.62		Lap 2: 14:57.16			Split 2: 7:28.00	
			Lap 3: 22:34.24		Split 3: 7:38.00			Lap 4: 30:29.82	Split 4: 7:56
60	39	202	NISTLER, Matt	SR	University of Green Bay	6163810		CM128004	0:38:32.1
			Lap 1: 7:27.59		Lap 2: 14:55.56			Split 2: 7:28.00	
			Lap 3: 22:33.11		Split 3: 7:38.00			Lap 4: 30:22.53	Split 4: 7:50
61	10	230	BERNTSON, Matthew D	J1	MN Valley	6371668		MW126028	0:38:32.1
			Lap 1: 7:33.26		Lap 2: 14:57.83			Split 2: 7:25.00	
			Lap 3: 22:42.53		Split 3: 7:45.00			Lap 4: 30:32.44	Split 4: 7:50
62	11	327	DAVIS, Ryan	J1	Lake Superior Ski Club			MW124103 J	0:38:42.0
			Lap 1: 7:42.86		Lap 2: 15:14.46			Split 2: 7:32.00	
			Lap 3: 22:51.62		Split 3: 7:38.00			Lap 4: 30:40.74	Split 4: 7:50
63	13	257	POWER, Nick	OJ	CSS	6316882		MW126823	0:38:44.0
			Lap 1: 7:34.26		Lap 2: 15:04.94			Split 2: 7:31.00	
			Lap 3: 22:47.11		Split 3: 7:43.00			Lap 4: 30:39.68	Split 4: 7:53
64	14	258	NICHOLS, Chris M	OJ	University of Green Bay	6386569		MW128010	0:38:50.2
			Lap 1: 7:45.93		Lap 2: 15:22.00			Split 2: 7:37.00	
			Lap 3: 23:04.75		Split 3: 7:43.00			Lap 4: 30:55.77	Split 4: 7:52
65	12	226	GOLDBERG, Zach A	J1	Minnesota Valley Ski Club	6408055		MW126006J1	0:38:51.6
			Lap 1: 7:34.87		Lap 2: 15:11.74			Split 2: 7:37.00	
			Lap 3: 22:54.09		Split 3: 7:43.00			Lap 4: 30:42.18	Split 4: 7:49
66	40	187	WAGNER, Zachary	SR	Gustavus	5884424		CC127414	0:38:55.5
			Lap 1: 7:36.81		Lap 2: 15:30.98			Split 2: 7:55.00	
			Lap 3: 23:23.30		Split 3: 7:53.00			Lap 4: 31:05.21	Split 4: 7:42
67	41	250	MORRIS, Alex	SR	University of Alaska Fairbanks	6015663	6015663		0:38:55.6
			Lap 1: 7:10.10		Lap 2: 14:44.66			Split 2: 7:35.00	
			Lap 3: 22:37.06		Split 3: 7:53.00			Lap 4: 30:30.81	Split 4: 7:54
68	1	337	WALLEN, Derek	CIT					0:38:59.5
			Lap 1: 7:47.81		Lap 2: 15:27.60			Split 2: 7:40.00	
			Lap 3: 23:15.39		Split 3: 7:48.00			Lap 4: 31:03.91	Split 4: 7:49
69	42	211	ELLEFSON, Lars	SR	Bend Endurance Academy	6169981			0:38:59.9
			Lap 1: 7:36.14		Lap 2: 15:13.75			Split 2: 7:38.00	
			Lap 3: 22:55.44		Split 3: 7:42.00			Lap 4: 30:47.44	Split 4: 7:52
70	43	184	COOK, Jeff	SR	University of Green Bay	6081632		CM128002	0:39:00.5
			Lap 1: 7:30.32		Lap 2: 15:02.25			Split 2: 7:32.00	
			Lap 3: 22:49.26		Split 3: 7:48.00			Lap 4: 30:43.39	Split 4: 7:55
71	13	304	EVENSON, Anders	J1				MW 12 261	0:39:04.6
			Lap 1: 7:47.41		Lap 2: 15:24.69			Split 2: 7:38.00	
			Lap 3: 23:10.20		Split 3: 7:46.00			Lap 4: 31:04.36	Split 4: 7:55
72	15	280	JOSH, Blankenship	OJ	Gustavus			CM127403	0:39:05.3
			Lap 1: 7:32.23		Lap 2: 15:09.41			Split 2: 7:38.00	
			Lap 3: 22:59.68		Split 3: 7:51.00			Lap 4: 30:53.13	Split 4: 7:54
73	44	220	MORGAN, Jake	SR	CSS	6182984		MW126820	0:39:06.0
			Lap 1: 7:42.35		Lap 2: 15:24.32			Split 2: 7:42.00	
			Lap 3: 23:06.06		Split 3: 7:42.00			Lap 4: 30:58.26	Split 4: 7:53
74	45	193	PIECHOWSKI, Brandon	SR	St. Olaf College	6204291		CM128405	0:39:06.9
			Lap 1: 7:36.27		Lap 2: 15:08.28			Split 2: 7:33.00	
			Lap 3: 23:05.96		Split 3: 7:58.00			Lap 4: 31:01.52	Split 4: 7:56
75	2	358	MILLER, Jonathan	CIT	Joe's Sporting Goods				0:39:10.1
			Lap 1: 7:29.66		Lap 2: 15:06.74			Split 2: 7:38.00	
			Lap 3: 22:56.48		Split 3: 7:50.00			Lap 4: 30:48.87	Split 4: 7:53
76	14	308	ELLINGSON, Jakob	J1	Go! Training			MW123805J1	0:39:15.0
			Lap 1: 7:32.39		Lap 2: 15:10.81			Split 2: 7:39.00	
			Lap 3: 23:02.55		Split 3: 7:52.00			Lap 4: 30:57.96	Split 4: 7:56
77	15	227	BROWN, Luke A	J1	Go! Training	6373988		MW1231J1	0:39:17.3
			Lap 1: 8:01.82		Lap 2: 15:43.41			Split 2: 7:42.00	
			Lap 3: 23:27.68		Split 3: 7:45.00			Lap 4: 31:16.89	Split 4: 7:50
78	16	209	JACKSON, Joe T	OJ		6241441		MW126411OJ	0:39:18.1
			Lap 1: 7:30.47		Lap 2: 15:09.31			Split 2: 7:39.00	
			Lap 3: 22:59.06		Split 3: 7:50.00			Lap 4: 31:04.97	Split 4: 8:06
79	17	200	DODDS, Andy	OJ	U of Mn	6202451		12254	0:39:21.9
			Lap 1: 7:36.78		Lap 2: 15:22.70			Split 2: 7:46.00	
			Lap 3: 23:16.81		Split 3: 7:55.00			Lap 4: 31:13.00	Split 4: 7:57
80	18	216	RICHARDS, Jake	OJ	Maplealq	6372305		MW1278OJ	0:39:25.7
			Lap 1: 7:39.69		Lap 2: 15:19.63			Split 2: 7:40.00	
			Lap 3: 23:08.17		Split 3: 7:49.00			Lap 4: 31:08.99	Split 4: 8:01






Male

15k Freestyle


Place	Div	Bib	Name	Cat	Team/Affiliation	USSA#	FIS#	CXC#	Time
81	16	252	PENDZIWOL, Colin	J1	Big Thunder Nordic Ski Club		3100257		0:39:27.6
			Lap 1: 7:34.36		Lap 3: 23:18.36			Split 4: 8:01	
			Lap 2: 15:22.91		Split 3: 7:56.00				
			Split 2: 7:49.00		Lap 4: 31:18.75				
82	46	247	KASPRISIN, Jon	SR	Gustavus	6223217		CC127409	0:39:32.0
			Lap 1: 7:35.39		Lap 3: 23:09.53			Split 4: 8:05	
			Lap 2: 15:17.17		Split 3: 7:53.00				
			Split 2: 7:42.00		Lap 4: 31:13.61				
83	3	364	BRAMANTE, Anthony	CIT	Vakava / Birchwood				0:39:34.4
			Lap 1: 7:53.12		Lap 3: 23:33.58			Split 4: 7:56	
			Lap 2: 15:43.61		Split 3: 7:50.00				
			Split 2: 7:51.00		Lap 4: 31:29.28				
84	4	373	PING, Ryan	CIT	CXC				0:39:34.7
			Lap 1: 7:44.09		Lap 3: 23:34.05			Split 4: 7:56	
			Lap 2: 15:29.50		Split 3: 8:05.00				
			Split 2: 7:46.00		Lap 4: 31:29.07				
85	19	244	KENDRICK, Thomas	OJ	Whitetail Nordic Racing Team	6405381		CG1271200J	0:39:37.0
			Lap 1: 7:41.32		Lap 3: 23:20.52			Split 4: 7:58	
			Lap 2: 15:25.20		Split 3: 7:56.00				
			Split 2: 7:44.00		Lap 4: 31:17.67				
86	47	186	KILROY, Greg	SR	Lakehead University		3100247		0:39:38.6
			Lap 1: 7:26.38		Lap 3: 23:28.45			Split 4: 8:25	
			Lap 2: 15:24.60		Split 3: 8:04.00				
			Split 2: 7:59.00		Lap 4: 31:53.35				
87	17	235	JOHNSON, Sam	J1	Mesabi East	6374158		MW 12 4124	0:39:41.8
			Lap 1: 7:41.97		Lap 3: 23:27.59			Split 4: 7:58	
			Lap 2: 15:32.87		Split 3: 7:55.00				
			Split 2: 7:51.00		Lap 4: 31:25.53				
88	48	253	LARSEN, Peter	SR	Gustavus	6027478		CC7413	0:39:41.9
			Lap 1: 7:20.79		Lap 3: 23:08.66			Split 4: 8:09	
			Lap 2: 15:09.25		Split 3: 8:00.00				
			Split 2: 7:49.00		Lap 4: 31:17.02				
89	18	212	KUNIK, Lewis T	J1	Minnesota Valley	6312813		MW126046J1	0:39:42.8
			Lap 1: 7:35.48		Lap 3: 23:18.13			Split 4: 8:04	
			Lap 2: 15:17.14		Split 3: 8:01.00				
			Split 2: 7:42.00		Lap 4: 31:21.85				
90	20	283	FOSTER, Nathan	OJ	Gogebic Community College			CG128302OJ	0:39:44.9
			Lap 1: 7:43.16		Lap 3: 23:35.64			Split 4: 8:05	
			Lap 2: 15:36.95		Split 3: 7:59.00				
			Split 2: 7:54.00		Lap 4: 31:39.89				
91	21	208	HOLMES, Sam K	OJ	Angora Ski Beavers	6346535		CG1271150J	0:39:47.7
			Lap 1: 7:41.17		Lap 3: 23:31.33			Split 4: 8:02	
			Lap 2: 15:30.53		Split 3: 8:01.00				
			Split 2: 7:50.00		Lap 4: 31:32.96				
92	19	223	SLATER, Eric	J1		5533328	3530638	MW12179J1	0:39:53.2
			Lap 1: 7:28.98		Lap 3: 23:06.67			Split 4: 8:11	
			Lap 2: 15:07.36		Split 3: 8:00.00				
			Split 2: 7:39.00		Lap 4: 31:16.98				
93	22	237	BRANSKY, Joel	OJ	St. Olaf College	5718333		CM128413	0:39:57.9
			Lap 1: 7:43.06		Lap 3: 23:34.19			Split 4: 8:05	
			Lap 2: 15:33.56		Split 3: 8:01.00				
			Split 2: 7:51.00		Lap 4: 31:38.31				
94	23	204	WITSCHEN, Kellen	OJ	Saint Johns	6331549		MW12610J	0:39:59.3
			Lap 1: 7:43.19		Lap 3: 23:18.87			Split 4: 8:12	
			Lap 2: 15:26.52		Split 3: 7:53.00				
			Split 2: 7:44.00		Lap 4: 31:30.42				
95	24	205	JODA, David B	OJ	Suit Up!	6339953		CG1271170J	0:40:04.9
			Lap 1: 7:52.76		Lap 3: 23:34.70			Split 4: 7:56	
			Lap 2: 15:42.40		Split 3: 7:53.00				
			Split 2: 7:50.00		Lap 4: 31:30.30				
96	25	190	DUNFEE, Kelin J	OJ	CSS	6278900		MW126807	0:40:06.5
			Lap 1: 7:35.55		Lap 3: 23:34.27			Split 4: 8:12	
			Lap 2: 15:25.55		Split 3: 8:09.00				
			Split 2: 7:50.00		Lap 4: 31:45.87				
97	20	320	BAKER, Zean	J1					0:40:09.0
			Lap 1: 7:43.89		Lap 3: 23:40.49			Split 4: 8:02	
			Lap 2: 15:38.36		Split 3: 8:03.00				
			Split 2: 7:55.00		Lap 4: 31:42.25				
98	26	262	HOWE, Mike	OJ	Gustavus	6170963		CM127418	0:40:12.1
			Lap 1: 7:47.34		Lap 3: 23:36.08			Split 4: 8:18	
			Lap 2: 15:41.62		Split 3: 7:55.00				
			Split 2: 7:55.00		Lap 4: 31:53.75				
99	5	374	BACSO, Mason	CIT	Ski Hut				0:40:15.5
			Lap 1: 7:45.38		Lap 3: 23:57.80			Split 4: 8:04	
			Lap 2: 15:54.05		Split 3: 8:04.00				
			Split 2: 8:09.00		Lap 4: 32:01.69				
100	21	225	MURRAY, Blake A	J1		6296975		GL12132J1	0:40:17.5
			Lap 1: 7:31.23		Lap 3: 23:41.80			Split 4: 8:16	
			Lap 2: 15:27.91		Split 3: 8:14.00				
			Split 2: 7:57.00		Lap 4: 31:57.20				
101	27	248	SQUILLACE, Anthony	OJ	Gustavus	6344413		CM127419	0:40:20.1
			Lap 1: 7:48.13		Lap 3: 23:32.71			Split 4: 8:19	
			Lap 2: 15:28.65		Split 3: 8:05.00				
			Split 2: 7:41.00		Lap 4: 31:50.73				
102	49	273	SHEWEN, Lucas	SR	Lakehead University				0:40:32.5
			Lap 1: 7:45.85		Lap 3: 23:51.08			Split 4: 8:11	
			Lap 2: 15:46.22		Split 3: 8:05.00				
			Split 2: 8:01.00		Lap 4: 32:01.93				



Male

15k Freestyle

Place	Div	Bib	Name	Cat	Team/Affiliation	USSA#	FIS#	CXC#	Time
103	28	297	ENGEL, Nathan	OJ	Saint Johns			CM129116OJ	0:40:34.3
			Lap 1: 7:51.38		Lap 2: 15:45.14			Split 2: 7:54.00	Lap 3: 23:53.35
					Split 3: 8:09.00			Lap 4: 32:04.45	Split 4: 8:12
104	50	215	LEACH, Kirk	SR	CSS	6165294		MW126816	0:40:35.8
			Lap 1: 7:47.39		Lap 2: 15:37.38			Split 2: 7:50.00	Lap 3: 23:42.89
					Split 3: 8:06.00			Lap 4: 31:59.72	Split 4: 8:17
105	22	228	ANDERSON, Soren	J1	CXC	6386914		MW126409J1	0:40:36.1
			Lap 1: 7:56.35		Lap 2: 15:56.18			Split 2: 8:00.00	Lap 3: 23:58.49
					Split 3: 8:03.00			Lap 4: 32:11.49	Split 4: 8:13
106	29	201	NYQUIST, Anders	OJ	University of Green Bay	6066062		CM128000	0:40:44.8
			Lap 1: 7:39.72		Lap 2: 15:37.35			Split 2: 7:58.00	Lap 3: 23:50.24
					Split 3: 8:13.00			Lap 4: 32:07.40	Split 4: 8:18
107	51	265	WRIGHT, Ryan	SR	CSS	6155378		MW126834	0:40:49.5
			Lap 1: 7:52.00		Lap 2: 15:53.85			Split 2: 8:02.00	Lap 3: 23:58.92
					Split 3: 8:06.00			Lap 4: 32:20.82	Split 4: 8:22
108	30	292	SCOTT, Williams	OJ	Gustavus			CM127422	0:40:49.7
			Lap 1: 7:53.76		Lap 2: 15:53.89			Split 2: 8:01.00	Lap 3: 24:01.52
					Split 3: 8:08.00			Lap 4: 32:21.43	Split 4: 8:20
109	31	279	TYLER, Gustafson	OJ	Gustavus			CC127408	0:40:50.6
			Lap 1: 7:54.11		Lap 2: 15:55.83			Split 2: 8:02.00	Lap 3: 24:05.32
					Split 3: 8:10.00			Lap 4: 32:21.88	Split 4: 8:17
110	23	240	PARR, Jonathan	J1	F.A.S.T. Performance Training	6302056		MW1262J1	0:40:50.7
			Lap 1: 7:41.67		Lap 2: 15:40.42			Split 2: 7:59.00	Lap 3: 23:52.56
					Split 3: 8:13.00			Lap 4: 32:07.82	Split 4: 8:16
111	32	221	WILLIAMS, Ross	OJ	VASA Ski Club	6099576		GL127422OJ	0:40:52.9
			Lap 1: 7:57.26		Lap 2: 15:48.43			Split 2: 7:52.00	Lap 3: 23:59.62
					Split 3: 8:12.00			Lap 4: 32:23.62	Split 4: 8:24
112	52	277	EVENSON, Ethan	SR	Saint Johns			CM129117SR	0:40:58.5
			Lap 1: 7:44.41		Lap 2: 15:39.25			Split 2: 7:55.00	Lap 3: 23:49.63
					Split 3: 8:11.00			Lap 4: 32:13.19	Split 4: 8:24
113	53	207	GROMATKA, Steven	SR	University of Green Bay	6171615		CM128006	0:41:00.0
			Lap 1: 7:50.14		Lap 2: 15:52.60			Split 2: 8:03.00	Lap 3: 24:04.87
					Split 3: 8:13.00			Lap 4: 32:29.00	Split 4: 8:25
114	54	199	LENNIE, Leif	SR	Lakehead University		3100195		0:41:02.3
			Lap 1: 7:27.58		Lap 2: 15:28.67			Split 2: 8:02.00	Lap 3: 23:59.45
					Split 3: 8:31.00			Lap 4: 32:25.75	Split 4: 8:27
115	33	251	HENDRICKSON, Cole	OJ	St. Olaf College	6413372		CM128418	0:41:04.2
			Lap 1: 7:51.19		Lap 2: 15:49.34			Split 2: 7:59.00	Lap 3: 24:07.65
					Split 3: 8:19.00			Lap 4: 32:26.25	Split 4: 8:19
116	55	192	FREDRICKSON, Kyle	SR	University of Green Bay	5379367		CM128003	0:41:06.3
			Lap 1: 7:33.94		Lap 2: 15:35.05			Split 2: 8:02.00	Lap 3: 24:02.54
					Split 3: 8:28.00			Lap 4: 32:33.55	Split 4: 8:32
117	24	239	WAGNER, Eric C	J1	Superiorland	6314963		GL12126	0:41:08.3
			Lap 1: 7:58.21		Lap 2: 16:00.13			Split 2: 8:02.00	Lap 3: 24:11.05
					Split 3: 8:11.00			Lap 4: 32:33.68	Split 4: 8:23
118	6	350	TILMAN, Andrew	CIT	Go! Training				0:41:09.5
			Lap 1: 7:57.01		Lap 2: 16:03.68			Split 2: 8:07.00	Lap 3: 24:22.93
					Split 3: 8:20.00			Lap 4: 32:45.50	Split 4: 8:23
119	56	276	GILSVIK, Leif	SR	Gogebic Community College			CG128301SR	0:41:14.9
			Lap 1: 8:02.01		Lap 2: 16:14.53			Split 2: 8:13.00	Lap 3: 24:36.66
					Split 3: 8:23.00			Lap 4: 32:55.72	Split 4: 8:20
120	7	354	DEROMA, Dan	CIT	Gear West				0:41:24.1
			Lap 1: 8:01.74		Lap 2: 16:12.79			Split 2: 8:12.00	Lap 3: 24:34.26
					Split 3: 8:22.00			Lap 4: 32:57.12	Split 4: 8:23
121	25	328	CAMPBELL, Drew	J1					0:41:26.1
			Lap 1: 8:10.39		Lap 2: 16:12.95			Split 2: 8:03.00	Lap 3: 24:38.77
					Split 3: 8:26.00			Lap 4: 33:01.32	Split 4: 8:23
122	34	294	ANDREW, Kreyer	OJ	CSS			MW126815	0:41:37.8
			Lap 1: 8:11.59		Lap 2: 16:27.40			Split 2: 8:16.00	Lap 3: 24:47.36
					Split 3: 8:20.00			Lap 4: 33:10.98	Split 4: 8:24
123	35	234	FLEMING, Michael	OJ	Westside Wangsters	6390522		CG127110OJ	0:41:41.1
			Lap 1: 8:05.98		Lap 2: 16:12.64			Split 2: 8:07.00	Lap 3: 24:15.83
					Split 3: 8:04.00			Lap 4: 32:48.87	Split 4: 8:34
124	8	361	HENDRICKSON, Erik	CIT	Hoigaards/Breadsmith				0:41:42.4
			Lap 1: 8:07.15		Lap 2: 16:21.08			Split 2: 8:14.00	Lap 3: 24:43.88
					Split 3: 8:23.00			Lap 4: 33:07.65	Split 4: 8:24



Male

15k Freestyle

Place	Div	Bib	Name	Cat	Team/Affiliation	USSA#	FIS#	CXC#	Time
125	57	229	CLARK, Wayne	SR	University of Green Bay	6137616		CM128007	0:41:47.8
			Lap 1: 8:01.30		Lap 2: 16:19.90			Split 2: 8:19.00	
			Lap 3: 24:47.65		Lap 3: 8:28.00			Lap 4: 33:10.86	Split 4: 8:24
126	26	236	HAATAJA, Hendrick E	J1		6342721		GL128609J1	0:41:51.3
			Lap 1: 8:09.28		Lap 2: 16:23.61			Split 2: 8:15.00	
			Lap 3: 24:53.41		Lap 3: 8:30.00			Lap 4: 33:13.53	Split 4: 8:21
127	36	291	BAUER, Jake	OJ				MW126026OJ	0:41:53.9
			Lap 1: 8:09.46		Lap 2: 16:10.94			Split 2: 8:02.00	
			Lap 3: 24:35.76		Lap 3: 8:25.00			Lap 4: 33:05.76	Split 4: 8:30
128	27	238	EGELHOFF, Jake W	J1	Ashwaubenon	6376493		MW 12 4117	0:41:58.9
			Lap 1: 8:18.38		Lap 2: 16:36.18			Split 2: 8:18.00	
			Lap 3: 24:52.21		Lap 3: 8:17.00			Lap 4: 33:20.07	Split 4: 8:28
129	58	269	KORY, Freeberg	SR	Gustavus			CC127407	0:42:03.3
			Lap 1: 8:11.09		Lap 2: 16:19.87			Split 2: 8:09.00	
			Lap 3: 24:41.94		Lap 3: 8:23.00			Lap 4: 33:17.97	Split 4: 8:37
130	59	243	BURGRAFF, Nicholas J	SR	University of Green Bay	6374848		CM128011	0:42:05.2
			Lap 1: 8:04.85		Lap 2: 16:16.15			Split 2: 8:12.00	
			Lap 3: 24:43.22		Lap 3: 8:28.00			Lap 4: 33:16.46	Split 4: 8:34
131	37	246	ALLEN, Brad C	OJ	Peak Nordic	6396618		CG121700 O	0:42:05.8
			Lap 1: 8:00.88		Lap 2: 16:17.39			Split 2: 8:17.00	
			Lap 3: 24:45.50		Lap 3: 8:29.00			Lap 4: 33:28.70	Split 4: 8:44
132	28	312	OLSTAD, Will	J1	Northfield High School				0:42:09.5
			Lap 1: 8:14.64		Lap 2: 16:32.75			Split 2: 8:19.00	
			Lap 3: 24:57.77		Lap 3: 8:26.00			Lap 4: 33:29.17	Split 4: 8:32
133	9	352	BRINKEMA, Corey	CIT	Hoigaards				0:42:14.8
			Lap 1: 8:24.91		Lap 2: 16:47.17			Split 2: 8:23.00	
			Lap 3: 25:16.25		Lap 3: 8:30.00			Lap 4: 33:40.02	Split 4: 8:24
134	10	342	ALBERTI, Laszlo	CIT	Team Birkie				0:42:17.0
			Lap 1: 8:00.39		Lap 2: 16:23.01			Split 2: 8:23.00	
			Lap 3: 24:58.21		Lap 3: 8:36.00			Lap 4: 33:32.84	Split 4: 8:35
135	11	365	KAY, Gene	CIT	Go Training				0:42:29.3
			Lap 1: 8:21.11		Lap 2: 16:41.81			Split 2: 8:21.00	
			Lap 3: 25:06.05		Lap 3: 8:25.00			Lap 4: 33:37.17	Split 4: 8:32
136	38	242	WENZEL, Steven J	OJ	Michigan Tech	6335009		CG127132	0:42:30.9
			Lap 1: 7:59.41		Lap 2: 16:23.08			Split 2: 8:24.00	
			Lap 3: 25:06.24		Lap 3: 8:44.00			Lap 4: 33:52.08	Split 4: 8:46
137	12	335	HOLBROOK, Drew	CIT					0:42:40.0
			Lap 1: 8:12.12		Lap 2: 16:31.09			Split 2: 8:19.00	
			Lap 3: 25:00.38		Lap 3: 8:30.00			Lap 4: 33:36.42	Split 4: 8:37
138	13	357	GARISON, Oliver	CIT	NGP				0:42:40.9
			Lap 1: 8:23.36		Lap 2: 16:58.04			Split 2: 8:35.00	
			Lap 3: 25:33.63		Lap 3: 8:36.00			Lap 4: 34:12.22	Split 4: 8:39
139	39	288	NELS, Thompson	OJ	St. Olaf College			CM128424	0:42:42.6
			Lap 1: 8:09.09		Lap 2: 16:32.33			Split 2: 8:24.00	
			Lap 3: 25:04.94		Lap 3: 8:33.00			Lap 4: 33:45.01	Split 4: 8:41
140	29	314	HUNTLEY, Derek	J1	MSC				0:42:46.2
			Lap 1: 8:25.37		Lap 2: 16:48.23			Split 2: 8:23.00	
			Lap 3: 25:18.66		Lap 3: 8:31.00			Lap 4: 34:02.18	Split 4: 8:44
141	14	363	DILLEY, Lee	CIT					0:42:52.1
			Lap 1: 10:03.72		Lap 2: 20:46.38			Split 2: 10:43.00	
			Lap 3: 31:21.87		Lap 3: 10:36.00			Lap 4: 42:27.74	Split 4: 11:06
142	60	261	STRAUSS, Lewis A	SR		5766126	3530686		0:42:57.0
			Lap 1: 8:19.35		Lap 2: 16:45.45			Split 2: 8:27.00	
			Lap 3: 25:16.11		Lap 3: 8:31.00			Lap 4: 33:58.66	Split 4: 8:43
143	15	362	LINDQUIST, Eric	CIT					0:43:00.9
			Lap 1: 8:18.23		Lap 2: 16:48.05			Split 2: 8:30.00	
			Lap 3: 25:23.49		Lap 3: 8:36.00			Lap 4: 34:07.69	Split 4: 8:45
144	16	351	MAGOZZI, Jason	CIT					0:43:05.9
			Lap 1: 8:28.93		Lap 2: 17:00.81			Split 2: 8:32.00	
			Lap 3: 25:35.06		Lap 3: 8:35.00			Lap 4: 34:16.02	Split 4: 8:41
145	40	290	CHRISTIAN, Kvalseth	OJ	Gustavus			CM127410	0:43:08.5
			Lap 1: 8:26.56		Lap 2: 16:38.67			Split 2: 8:13.00	
			Lap 3: 25:12.18		Lap 3: 8:34.00			Lap 4: 34:05.63	Split 4: 8:54
146	30	311	PERRY, Chaz	J1	Peak Nordic			MW 12 3506	0:43:11.4
			Lap 1: 8:14.93		Lap 2: 16:51.48			Split 2: 8:37.00	
			Lap 3: 25:37.17		Lap 3: 8:46.00			Lap 4: 34:25.26	Split 4: 8:49



Male

15k Freestyle

Place	Div	Bib	Name	Cat	Team/Affiliation	USSA#	FIS#	CXC#	Time
147	31	264	LINDBERG, Ben E	J1		6400585		MW 12 222	0:43:12.6
			Lap 1: 8:25.31		Lap 3: 25:31.35			Split 4: 8:48	
			Lap 2: 16:55.15		Split 3: 8:37.00				0:43:13.6
148	17	356	RAMSTAD SKOYLE, Dylan	CIT					
			Lap 1: 8:03.45		Lap 3: 25:14.54			Split 4: 8:53	
			Lap 2: 16:30.88		Split 3: 8:44.00				0:43:16.8
149	32	316	BERG, Kyler	J1	Ashwaubenon Nordic Ski Team				
			Lap 1: 8:29.09		Lap 3: 25:38.16			Split 4: 8:42	
			Lap 2: 16:56.03		Split 3: 8:43.00				0:43:23.4
150	41	282	ELI, Johnson	OJ	St. Olaf College			CM128416	
			Lap 1: 8:09.37		Lap 3: 25:39.60			Split 4: 8:54	
			Lap 2: 16:40.50		Split 3: 9:00.00				0:43:27.3
151	18	372	SANBORN, Jonathan	CIT	Hoigaard's				
			Lap 1: 8:35.98		Lap 3: 25:49.33			Split 4: 8:40	
			Lap 2: 17:10.75		Split 3: 8:39.00				0:43:35.4
152	61	259	CARLSON, Thomas	SR	GoTraining/Gear West XC Ski & Ru	6387232			
			Lap 1: 8:31.65		Lap 3: 25:43.72			Split 4: 8:50	
			Lap 2: 16:58.14		Split 3: 8:46.00				0:43:35.5
153	33	310	TAYLOR, Jordan	J1				MW12214J1	
			Lap 1: 8:14.80		Lap 3: 25:47.18			Split 4: 8:56	
			Lap 2: 16:50.66		Split 3: 8:57.00				0:43:50.4
154	34	321	BLASER, Aaron	J1					
			Lap 1: 8:36.79		Lap 3: 26:06.21			Split 4: 8:46	
			Lap 2: 17:18.29		Split 3: 8:48.00				0:43:50.9
155	42	285	KAI, Olstad	OJ	St. Olaf College			CM128421	
			Lap 1: 8:26.01		Lap 3: 25:57.42			Split 4: 8:56	
			Lap 2: 17:10.52		Split 3: 8:47.00				0:44:01.8
156	35	325	ROCK, Matt	J1	Edina High School				
			Lap 1: 8:20.41		Lap 3: 25:51.86			Split 4: 8:55	
			Lap 2: 17:02.39		Split 3: 8:50.00				0:44:04.1
157	19	333	KOSHEVY, Dmytro	CIT					
			Lap 1: 8:18.79		Lap 3: 26:15.04			Split 4: 8:46	
			Lap 2: 17:13.33		Split 3: 9:02.00				0:44:08.4
158	36	302	ROUW, Christopher	J1				MW1225J1	
			Lap 1: 8:13.76		Lap 3: 25:28.91			Split 4: 9:12	
			Lap 2: 16:44.25		Split 3: 8:45.00				0:44:09.6
159	37	319	PIETRUSZEWSKI, Wilson	J1	SISU			MW1256 ?	
			Lap 1: 8:22.61		Lap 3: 25:49.15			Split 4: 9:08	
			Lap 2: 16:52.46		Split 3: 8:57.00				0:44:20.2
160	20	355	HOPKINS, John	CIT					
			Lap 1: 8:20.32		Lap 3: 26:00.57			Split 4: 8:55	
			Lap 2: 16:58.79		Split 3: 9:02.00				0:44:20.8
161	43	295	JOHNSON, Mikey	OJ	MN Valley			MW12193	
			Lap 1: 8:19.41		Lap 3: 25:54.65			Split 4: 9:11	
			Lap 2: 16:52.16		Split 3: 9:03.00				0:44:21.2
162	38	255	LEACH, Bjorn K	J1	Go!Training	6396721		MW1248J1	
			Lap 1: 8:37.60		Lap 3: 25:51.55			Split 4: 9:15	
			Lap 2: 17:11.02		Split 3: 8:41.00				0:44:28.9
163	39	309	GARBERICH, Gerrit	J1					
			Lap 1: 8:33.69		Lap 3: 26:12.24			Split 4: 9:02	
			Lap 2: 17:22.11		Split 3: 8:51.00				0:44:30.6
164	40	303	TWOHEY, Andrew	J1				GL12163J1	
			Lap 1: 8:13.32		Lap 3: 26:14.26			Split 4: 9:06	
			Lap 2: 17:12.23		Split 3: 9:03.00				0:44:36.1
165	41	313	KASPRISIN, Sean	J1	White Bear Lake			MW 12 145	
			Lap 1: 8:39.68		Lap 3: 26:14.66			Split 4: 9:10	
			Lap 2: 17:15.19		Split 3: 9:00.00				0:44:40.8
166	42	315	OVERTURF, Joshua	J1	Go! Training			3804	
			Lap 1: 8:49.02		Lap 3: 26:36.63			Split 4: 8:59	
			Lap 2: 17:41.70		Split 3: 8:55.00				0:44:41.1
167	21	330	ELLIS, Paul	CIT					
			Lap 1: 8:38.72		Lap 3: 26:21.27			Split 4: 8:59	
			Lap 2: 17:28.54		Split 3: 8:53.00				0:44:52.1
168	22	341	BRUECK, Logan	CIT	St. Paul Central				
			Lap 1: 8:34.00		Lap 3: 26:33.01			Split 4: 9:05	
			Lap 2: 17:26.49		Split 3: 9:07.00				
			Split 2: 8:53.00						



IPC NORDIC SKIING




MINNESOTA ACADEMY OF OPHTHALMOLOGY



Male

15k Freestyle

Place	Div	Bib	Name	Cat	Team/Affiliation	USSA#	FIS#	CXC#	Time
169	43	306	HECKER, Chris	J1				12200	0:45:02.1
			Lap 1: 8:24.21		Lap 2: 17:07.04		Split 2: 8:43.00	Lap 3: 26:19.59	Split 3: 9:13.00
			Lap 4: 35:32.17		Split 4: 9:13				
170	44	284	PICKEN, Michael	OJ				MW121720J	0:45:06.8
			Lap 1: 8:49.18		Lap 2: 17:35.11		Split 2: 8:46.00	Lap 3: 26:34.24	Split 3: 9:00.00
			Lap 4: 35:49.39		Split 4: 9:16				
171	44	245	LARSON, Alexander	J1	CXC Junior Development	6268281	3530667	MW126401J1	0:45:16.6
			Lap 1: 8:02.26		Lap 2: 16:35.62		Split 2: 8:34.00	Lap 3: 26:13.17	Split 3: 9:38.00
			Lap 4: 35:52.39		Split 4: 9:40				
172	23	340	SCHOENING, Paul	CIT	Hoigaard's/Breadsmith Nordic Raci				0:45:20.1
			Lap 1: 8:55.26		Lap 2: 17:48.63		Split 2: 8:54.00	Lap 3: 26:56.33	Split 3: 9:08.00
			Lap 4: 36:03.92		Split 4: 9:08				
173	24	349	EDEVOLD, Eric	CIT					0:45:30.1
			Lap 1: 8:41.18		Lap 2: 17:44.52		Split 2: 9:04.00	Lap 3: 27:04.20	Split 3: 9:20.00
			Lap 4: 36:13.08		Split 4: 9:09				
174	45	256	EGELHOFF, Joel	J1	Ashwaubenon	6412527		MW 12 4118	0:45:40.1
			Lap 1: 8:38.93		Lap 2: 17:24.71		Split 2: 8:46.00	Lap 3: 26:30.01	Split 3: 9:06.00
			Lap 4: 35:55.50		Split 4: 9:26				
175	25	370	RATHBUN, Mark	CIT	Go!Training				0:45:44.8
			Lap 1: 8:55.87		Lap 2: 17:53.59		Split 2: 8:58.00	Lap 3: 26:53.02	Split 3: 9:00.00
			Lap 4: 36:23.39		Split 4: 9:31				
176	26	353	DINGELS, Nate	CIT					0:45:47.1
			Lap 1: 8:48.56		Lap 2: 17:47.91		Split 2: 9:00.00	Lap 3: 26:49.52	Split 3: 9:02.00
			Lap 4: 36:12.17		Split 4: 9:23				
177	46	317	DODD, Matt	J1	Peak Nordic			MW123502J1	0:45:47.2
			Lap 1: 8:41.54		Lap 2: 17:50.63		Split 2: 9:10.00	Lap 3: 27:06.64	Split 3: 9:17.00
			Lap 4: 36:19.91		Split 4: 9:14				
178	27	344	SEIN, Julien	CIT	loppet ski club				0:45:58.7
			Lap 1: 8:45.23		Lap 2: 17:40.87		Split 2: 8:56.00	Lap 3: 27:12.04	Split 3: 9:32.00
			Lap 4: 36:25.13		Split 4: 9:14				
179	62	263	SCOTT, Cody	SR	Lakehead University		3100273		0:46:04.8
			Lap 1: 8:25.60		Lap 2: 17:11.34		Split 2: 8:46.00	Lap 3: 26:22.18	Split 3: 9:11.00
			Lap 4: 35:55.43		Split 4: 9:34				
180	45	286	SWANSON, Matthew	OJ	MSC/Sisu			MW12500J	0:46:05.4
			Lap 1: 8:41.12		Lap 2: 17:44.96		Split 2: 9:04.00	Lap 3: 26:57.63	Split 3: 9:13.00
			Lap 4: 36:26.85		Split 4: 9:30				
181	47	322	GEISSLER, Jason	J1	Peak Nordic			MW 12 3503	0:46:20.7
			Lap 1: 8:45.72		Lap 2: 17:47.74		Split 2: 9:03.00	Lap 3: 27:08.81	Split 3: 9:22.00
			Lap 4: 36:38.24		Split 4: 9:30				
182	48	318	HANSON, Leif	J1					0:46:39.1
			Lap 1: 9:02.31		Lap 2: 18:13.30		Split 2: 9:11.00	Lap 3: 27:37.64	Split 3: 9:25.00
			Lap 4: 37:05.62		Split 4: 9:28				
183	28	369	BERNHARDT, Greg	CIT	Team Birkie				0:46:41.2
			Lap 1: 8:58.85		Lap 2: 18:06.49		Split 2: 9:08.00	Lap 3: 27:35.67	Split 3: 9:30.00
			Lap 4: 37:04.61		Split 4: 9:29				
184	46	299	WATTENHOFER, Dan	OJ	Saint Johns			CM129126OJ	0:46:58.4
			Lap 1: 9:02.50		Lap 2: 18:24.76		Split 2: 9:23.00	Lap 3: 27:52.98	Split 3: 9:29.00
			Lap 4: 37:23.89		Split 4: 9:31				
185	63	278	WARD, Charles	SR	Saint Johns			CM129125SR	0:47:05.1
			Lap 1: 9:02.91		Lap 2: 18:06.92		Split 2: 9:05.00	Lap 3: 27:28.30	Split 3: 9:22.00
			Lap 4: 37:07.84		Split 4: 9:40				
186	47	298	PALKERT, Stepen	OJ	Saint Johns			CM129122OJ	0:47:13.2
			Lap 1: 8:54.78		Lap 2: 18:22.59		Split 2: 9:28.00	Lap 3: 28:03.20	Split 3: 9:41.00
			Lap 4: 37:37.42		Split 4: 9:35				
187	29	366	FINLEY, Rhett	CIT					0:47:21.8
			Lap 1: 8:54.71		Lap 2: 18:23.31		Split 2: 9:29.00	Lap 3: 28:05.90	Split 3: 9:43.00
			Lap 4: 37:38.71		Split 4: 9:33				
188	49	326	LINDLAU, Kevin	J1				MW123511J1	0:47:34.0
			Lap 1: 8:32.68		Lap 2: 17:50.44		Split 2: 9:18.00	Lap 3: 27:26.78	Split 3: 9:37.00
			Lap 4: 37:23.68		Split 4: 9:57				
189	30	345	LYON, Chris	CIT					0:47:34.8
			Lap 1: 9:00.87		Lap 2: 18:16.28		Split 2: 9:16.00	Lap 3: 27:54.44	Split 3: 9:39.00
			Lap 4: 37:36.55		Split 4: 9:43				
190	64	274	WITTIG, Devin	SR	Lakehead University				0:47:49.2
			Lap 1: 8:03.27		Lap 2: 15:56.12		Split 2: 7:53.00	Lap 3: 23:45.12	Split 3: 7:49.00
			Lap 4: 31:33.31		Split 4: 7:49				



Male

15k Freestyle

Place	Div	Bib	Name	Cat	Team/Affiliation	USSA#	FIS#	CXC#	Time
191	31	368	BERNTSON, Daniel	CIT	Team Berntson				0:48:00.6
			Lap 1: 9:17.20		Lap 2: 18:50.93			Split 2: 9:34.00	Lap 3: 28:27.96
					Split 3: 9:38.00			Lap 4: 38:12.56	Split 4: 9:45
192	50	301	HETT, Matthew	J1				MW126042J1	0:48:10.1
			Lap 1: 9:07.36		Lap 2: 18:30.24			Split 2: 9:23.00	Lap 3: 28:04.33
					Split 3: 9:35.00			Lap 4: 38:01.12	Split 4: 9:57
193	32	336	GEISEN, Richard	CIT					0:48:27.9
			Lap 1: 9:19.76		Lap 2: 18:50.25			Split 2: 9:31.00	Lap 3: 28:31.57
					Split 3: 9:42.00			Lap 4: 38:23.17	Split 4: 9:52
194	33	338	NARUM, John	CIT	Hopkins High School				0:48:40.4
			Lap 1: 9:03.21		Lap 2: 18:34.46			Split 2: 9:32.00	Lap 3: 28:27.08
					Split 3: 9:53.00			Lap 4: 38:26.65	Split 4: 10:00
195	34	332	PUTMAN, Scott	CIT				CH 12 138	0:48:43.6
			Lap 1: 9:33.19		Lap 2: 19:03.63			Split 2: 9:31.00	Lap 3: 28:45.88
					Split 3: 9:43.00			Lap 4: 38:30.45	Split 4: 9:45
196	48	289	JOHNSON, Tyler	OJ				MW1251OJ	0:48:51.8
			Lap 1: 9:30.75		Lap 2: 19:09.30			Split 2: 9:39.00	Lap 3: 28:51.92
					Split 3: 9:43.00			Lap 4: 38:42.74	Split 4: 9:51
197	49	296	BRODERSEN, Landon	OJ	Saint Johns			CM129115OJ	0:49:20.2
			Lap 1: 9:28.84		Lap 2: 19:11.18			Split 2: 9:43.00	Lap 3: 29:01.03
					Split 3: 9:50.00			Lap 4: 39:06.54	Split 4: 10:06
198	35	343	EVANS, Tyler	CIT	Windchill				0:49:25.6
			Lap 1: 8:51.59		Lap 2: 18:46.44			Split 2: 9:55.00	Lap 3: 28:58.99
					Split 3: 10:13.00			Lap 4: 39:16.11	Split 4: 10:18
199	51	305	ARNESON, Sam	J1	Hopkins High School				0:50:30.8
			Lap 1: 9:31.28		Lap 2: 19:35.48			Split 2: 10:05.00	Lap 3: 30:05.04
					Split 3: 10:30.00			Lap 4: 40:12.90	Split 4: 10:08
200	36	360	OSLAND, Odd	CIT	Loppet Racing Team				0:50:57.3
			Lap 1: 10:22.64		Lap 2: 20:27.07			Split 2: 10:05.00	Lap 3: 30:29.43
					Split 3: 10:03.00			Lap 4: 40:33.85	Split 4: 10:05
201	52	307	DUDA, Justin	J1				6005	0:54:06.6
			Lap 1: 10:13.60		Lap 2: 20:48.68			Split 2: 10:36.00	Lap 3: 31:47.03
					Split 3: 10:59.00			Lap 4: 42:43.93	Split 4: 10:57
202	37	371	BEND, Richard	CIT					0:58:40.6
			Lap 1: 11:35.30		Lap 2: 23:20.31			Split 2: 11:46.00	Lap 3: 35:05.98
					Split 3: 11:46.00			Lap 4: 46:40.20	Split 4: 11:35
203	38	348	VANDER VELDEN, Nick	CIT	Hopkins High School Nordic Team				1:20:19.2
			Lap 1: 10:32.42		Lap 2: 21:19.68			Split 2: 10:48.00	Lap 3: 32:50.54
					Split 3: 11:31.00			Lap 4: 44:30.29	Split 4: 11:40
DNS	DNS	271	WILLIAM, Wright	SR	St. Olaf College			CC128409	
			Lap 1:		Lap 2:			Split 2:	Lap 3:
					Split 3:			Lap 4:	Split 4:
DNS	DNS	367	NADLER, Robert	CIT					
			Lap 1:		Lap 2:			Split 2:	Lap 3:
					Split 3:			Lap 4:	Split 4:
DNS	DNS	359	HEILMAN, Rich	CIT	Gear West				
			Lap 1:		Lap 2:			Split 2:	Lap 3:
					Split 3:			Lap 4:	Split 4:
DNS	DNS	347	STUBER, William	CIT					
			Lap 1:		Lap 2:			Split 2:	Lap 3:
					Split 3:			Lap 4:	Split 4:
DNS	DNS	346	OCONNOR, Michael	CIT					
			Lap 1:		Lap 2:			Split 2:	Lap 3:
					Split 3:			Lap 4:	Split 4:
DNS	DNS	334	YORE, Steven	CIT	Vakava/FinnSisu				
			Lap 1:		Lap 2:			Split 2:	Lap 3:
					Split 3:			Lap 4:	Split 4:
DNS	DNS	331	BELETSKIY, Eugene	CIT	Vakava/Finn Sisu				
			Lap 1:		Lap 2:			Split 2:	Lap 3:
					Split 3:			Lap 4:	Split 4:
DNS	DNS	324	HANSEN, Andrew	J1				6008	
			Lap 1:		Lap 2:			Split 2:	Lap 3:
					Split 3:			Lap 4:	Split 4:
DNS	DNS	300	HUGUS, Mark	OJ					
			Lap 1:		Lap 2:			Split 2:	Lap 3:
					Split 3:			Lap 4:	Split 4:



Male

15k Freestyle

Place	Div	Bib	Name	Cat	Team/Affiliation	USSA#	FIS#	CXC#	Time
DNS	DNS	293	KOLESAR, Sam	OJ	Gogebic Community College			CC1283040J	
		Lap 1:	Lap 2:	Split 2:	Lap 3:	Split 3:	Lap 4:	Split 4:	
DNS	DNS	281	ANDERS, Lindquist	OJ	St. Olaf College			CM128425	
		Lap 1:	Lap 2:	Split 2:	Lap 3:	Split 3:	Lap 4:	Split 4:	
DNS	DNS	272	BAIRD, Jordan	SR	Lakehead University				
		Lap 1:	Lap 2:	Split 2:	Lap 3:	Split 3:	Lap 4:	Split 4:	
DNS	DNS	260	LUBENKOV, Byron	SR	Gear West	6392995			
		Lap 1:	Lap 2:	Split 2:	Lap 3:	Split 3:	Lap 4:	Split 4:	
DNS	DNS	249	ADELSMAN, Bjorn A	J1	Sis	6416359		MW1257J1	
		Lap 1:	Lap 2:	Split 2:	Lap 3:	Split 3:	Lap 4:	Split 4:	
DNS	DNS	218	WIDMER, Michael	OJ	CSS	5979372		MW126833	
		Lap 1:	Lap 2:	Split 2:	Lap 3:	Split 3:	Lap 4:	Split 4:	
DNS	DNS	217	HANSON, Gabriel B	OJ	Gustavus	5437504		CM127417	
		Lap 1:	Lap 2:	Split 2:	Lap 3:	Split 3:	Lap 4:	Split 4:	
DNS	DNS	176	CARTWRIGHT, George W	SR	Nothern Michigan University	6059448	3530576		
		Lap 1:	Lap 2:	Split 2:	Lap 3:	Split 3:	Lap 4:	Split 4:	
DNS	DNS	169	KORNFIELD, Tyler	SR	University of Alaska Fairbanks	6022750	3530522		
		Lap 1:	Lap 2:	Split 2:	Lap 3:	Split 3:	Lap 4:	Split 4:	
DNS	DNS	275	ANDERS, Nienstaedt	SR	St. Olaf College			CG128402	
		Lap 1:	Lap 2:	Split 2:	Lap 3:	Split 3:	Lap 4:	Split 4:	
DNF	DNF	206	PETERSON, Abram	SR	Michigan Tech	6280207		CC127126	
		Lap 1: 7:45.17	Lap 2: 15:25.85	Split 2: 7:41.00	Lap 3: 23:19.59	Split 3: 7:54.00	Lap 4: 31:12.41	Split 4: 7:53	
DNF	DNF	323	DELAUNDREAU, Aaron	J1	St Paul Central				
		Lap 1: 8:03.39	Lap 2: 16:17.00	Split 2: 8:14.00	Lap 3: 24:32.29	Split 3: 8:16.00	Lap 4: 32:46.74	Split 4: 8:15	

