



Timing & Results by:




Saturday Classic Overall Results

Jury		Course		Conditions	
Tech. Delegate:	Al Maddox	Length of Course:		Course Weather:	Sunny
Appointed Other:	Karen & Bob Cook	Course HD:		Course Temp:	4 Degrees
Chief of Competition:	Kate Ellis	Course MC:		Course Wind:	Calm
		Course TC:			

Male

10k Classic


Place	Div	Bib	Name	Cat	Team/Affiliation	USSA#	FIS#	CXC#	Time
1	1	248	LIEBSCH, Matt	SR	TeamStrongHeart/TeamBirkie	5754890	3530348		0:22:41.2
			Lap 1: 7:25.49		Lap 2: 14:50.56		Split 2: 7:26.00	Lap 3: 22:23.02	Split 3: 7:33
2	2	245	ELLEFSON, Sylvan	SR	SSCV Team HomeGrown	5602297	3530411		0:22:41.6
			Lap 1: 7:22.73		Lap 2: 14:53.39		Split 2: 7:31.00	Lap 3: 22:23.17	Split 3: 7:30
3	3	258	NYGREN, Karl	SR	CXC Team	6047021	3530393		0:22:44.7
			Lap 1: 7:26.94		Lap 2: 14:55.93		Split 2: 7:29.00	Lap 3: 22:27.66	Split 3: 7:32
4	4	244	GREGG, Brian	SR	CXC Team	5618657	3530177		0:22:51.9
			Lap 1: 7:33.90		Lap 2: 15:07.83		Split 2: 7:34.00	Lap 3: 22:34.29	Split 3: 7:27
5	5	243	GELSO, Matthew	SR	Sun Valley SEF	5864319	3530378		0:22:56.4
			Lap 1: 7:27.91		Lap 2: 14:57.75		Split 2: 7:30.00	Lap 3: 22:37.85	Split 3: 7:41
6	6	252	IVERSON, Mark	SR	APU Nordic Ski Center	4947560	1334914		0:22:59.2
			Lap 1: 7:22.24		Lap 2: 15:01.23		Split 2: 7:39.00	Lap 3: 22:40.77	Split 3: 7:40
7	7	240	O'BRIEN, Pat	SR	Craftsbury Green Racing Project	5368436	3530365		0:23:02.9
			Lap 1: 7:32.47		Lap 2: 15:05.13		Split 2: 7:33.00	Lap 3: 22:45.33	Split 3: 7:41
8	8	232	KJELL-CHRISTIA, Markset	SR	Nothern Michigan University	6398333	3420242		0:23:04.1
			Lap 1: 7:35.64		Lap 2: 15:09.39		Split 2: 7:34.00	Lap 3: 22:46.67	Split 3: 7:38
9	1	238	LOGAN, Hanneman	OJ	University of Alaska Fairbanks	6066476	3530583		0:23:11.4
			Lap 1: 7:26.02		Lap 2: 15:07.58		Split 2: 7:42.00	Lap 3: 22:53.08	Split 3: 7:46
10	9	255	FLORA, Lars	SR		4447959	1196883		0:23:12.5
			Lap 1: 7:30.00		Lap 2: 15:10.19		Split 2: 7:41.00	Lap 3: 22:53.61	Split 3: 7:44
11	10	256	OCARIZ, Santi	SR	CXC Team	5346341	3530558		0:23:12.6
			Lap 1: 7:35.93		Lap 2: 15:10.79		Split 2: 7:35.00	Lap 3: 22:53.94	Split 3: 7:44
12	11	253	COOK, Bryan	SR	Craftsbury Green racing Project	5313689	3530038		0:23:14.9
			Lap 1: 7:38.56		Lap 2: 15:16.79		Split 2: 7:39.00	Lap 3: 22:55.80	Split 3: 7:40
13	12	257	KNIGHT, Brenton	SR	APU Nordic Ski Center	5728977	3530103		0:23:15.7
			Lap 1: 7:22.65		Lap 2: 15:01.32		Split 2: 7:39.00	Lap 3: 22:56.16	Split 3: 7:55
14	13	239	KATES, Adam	SR	Big Thunder Nordic Ski Club		1342674		0:23:16.6
			Lap 1: 7:37.29		Lap 2: 15:20.87		Split 2: 7:44.00	Lap 3: 22:59.25	Split 3: 7:39
15	14	249	ERIK, Soderman	SR	Nothern Michigan University	6338610	3500706		0:23:22.9
			Lap 1: 7:45.77		Lap 2: 15:22.98		Split 2: 7:38.00	Lap 3: 23:04.26	Split 3: 7:42



Male

10k Classic


Place	Div	Bib	Name	Cat	Team/Affiliation	USSA#	FIS#	CXC#	Time
16	1	237	MARTIN, Adam	J1	CXC	6313249		MW126410J1	0:23:24.5
			Lap 1: 7:41.45		Lap 2: 15:19.24	Split 2: 7:38.00	Lap 3: 23:06.02	Split 3: 7:47	
17	15	228	NANEY, Samuel	SR	Methow Olympic Development/Madsh	5593702	3530409		0:23:34.6
			Lap 1: 7:47.50		Lap 2: 15:27.96	Split 2: 7:41.00	Lap 3: 23:16.61	Split 3: 7:49	
18	2	224	SAXTON, Benjamin	OJ	Minnesota Valley	6289937	3530672	MW126055OJ	0:23:39.3
			Lap 1: 7:42.70		Lap 2: 15:27.55	Split 2: 7:45.00	Lap 3: 23:20.37	Split 3: 7:53	
19	16	251	ERIK, Soederstroee	SR	University of Alaska Fairbanks	6217590	3500362		0:23:41.9
			Lap 1: 7:36.93		Lap 2: 15:30.41	Split 2: 7:54.00	Lap 3: 23:23.99	Split 3: 7:54	
20	17	229	JESSE, Smith	SR	Michigan Tech	6039820	3530543	CC127130	0:23:42.0
			Lap 1: 7:53.68		Lap 2: 15:41.37	Split 2: 7:48.00	Lap 3: 23:24.52	Split 3: 7:44	
21	18	242	CHRIS, Bowler	SR	Nothorn Michigan University	6100192	3530538		0:23:43.0
			Lap 1: 7:42.61		Lap 2: 15:30.24	Split 2: 7:48.00	Lap 3: 23:24.38	Split 3: 7:55	
22	19	241	MCGUFFIN, Dylan	SR		5973409	3530624		0:23:49.3
			Lap 1: 7:43.35		Lap 2: 15:29.57	Split 2: 7:47.00	Lap 3: 23:30.63	Split 3: 8:02	
23	20	236	WOLCOTT, Eric	SR	CXC Team	6157945	3530689		0:23:50.5
			Lap 1: 7:48.02		Lap 2: 15:34.23	Split 2: 7:47.00	Lap 3: 23:32.70	Split 3: 7:59	
24	3	230	JEREMY, Hecker	OJ	CSS	6126346	3530564	MW126811	0:23:51.1
			Lap 1: 7:46.36		Lap 2: 15:27.26	Split 2: 7:41.00	Lap 3: 23:30.63	Split 3: 8:04	
25	4	270	KYLE, Bratrud	OJ	Nothorn Michigan University	6343854	3530679		0:23:51.8
			Lap 1: 7:36.47		Lap 2: 15:30.20	Split 2: 7:54.00	Lap 3: 23:32.94	Split 3: 8:03	
26	21	234	MIKKO, Harju	SR	Michigan Tech		3180562	CC127114	0:23:57.4
			Lap 1: 7:39.44		Lap 2: 15:35.36	Split 2: 7:56.00	Lap 3: 23:40.08	Split 3: 8:05	
27	22	250	TYLER, Kornfield	SR	University of Alaska Fairbanks	6022750	3530522		0:24:02.9
			Lap 1: 7:39.45		Lap 2: 15:30.98	Split 2: 7:52.00	Lap 3: 23:43.62	Split 3: 8:13	
28	23	247	REYNOLDS, Tim	SR	Craftsbury Green Racing Project	5403928	3530303		0:24:06.7
			Lap 1: 7:40.11		Lap 2: 15:25.06	Split 2: 7:45.00	Lap 3: 23:42.42	Split 3: 8:18	
29	5	305	LUDWIG, Schott	OJ	University of Alaska Fairbanks	6393607	3200379		0:24:06.9
			Lap 1: 7:47.67		Lap 2: 15:46.51	Split 2: 7:59.00	Lap 3: 23:49.22	Split 3: 8:03	
30	24	259	BRIGGS, Matt	SR	XC Oregon/Rossignol	6116602	3530563		0:24:14.8
			Lap 1: 7:55.26		Lap 2: 15:54.22	Split 2: 7:59.00	Lap 3: 23:56.40	Split 3: 8:03	
31	25	223	KEVIN, Cutts	SR	Nothorn Michigan University	5932058	3530476		0:24:15.1
			Lap 1: 7:46.00		Lap 2: 15:43.22	Split 2: 7:58.00	Lap 3: 23:58.77	Split 3: 8:16	
32	26	233	SONDRE, Sandvik	SR	Michigan Tech	6368401	3421436	CC127129	0:24:19.7
			Lap 1: 7:55.61		Lap 2: 15:52.06	Split 2: 7:57.00	Lap 3: 24:00.30	Split 3: 8:09	
33	6	292	JOHN, Wessling	OJ	CSS	6257773		MW126831	0:24:30.1
			Lap 1: 7:59.46		Lap 2: 16:02.18	Split 2: 8:03.00	Lap 3: 24:12.10	Split 3: 8:10	
34	27	227	BEN, Hugus	SR	Nothorn Michigan University	6154686	3530593		0:24:30.2
			Lap 1: 7:54.58		Lap 2: 16:02.45	Split 2: 8:08.00	Lap 3: 24:12.19	Split 3: 8:10	
35	28	271	IAN, Wilkinson	SR	University of Alaska Fairbanks	6017479	3530604		0:24:33.3
			Lap 1: 7:59.47		Lap 2: 16:02.27	Split 2: 8:03.00	Lap 3: 24:13.96	Split 3: 8:12	
36	29	246	ALEX, Morris	SR	University of Alaska Fairbanks	6217590	3500362		0:24:34.7
			Lap 1: 7:54.57		Lap 2: 15:58.67	Split 2: 8:05.00	Lap 3: 24:15.05	Split 3: 8:17	
37	30	263	EDWARD, Gurney	SR	University of Green Bay	6257531		CM128001	0:24:37.4
			Lap 1: 7:50.46		Lap 2: 16:01.00	Split 2: 8:11.00	Lap 3: 24:17.64	Split 3: 8:17	



Male

10k Classic


Place	Div	Bib	Name	Cat	Team/Affiliation	USSA#	FIS#	CXC#	Time
38	31	268	ANDERS, Bowman	SR	Gustavus	6292407		CC127404	0:24:46.1
			Lap 1: 7:54.64		Lap 2: 16:03.74	Split 2: 8:10.00	Lap 3: 24:27.61	Split 3: 8:24	
39	7	220	KASEY, Bacso	OJ	CSS	6181143	3530644	MW126803	0:24:47.2
			Lap 1: 7:56.05		Lap 2: 24:28.36	Split 2: 16:33.00	Lap 3:	Split 3:	
40	8	222	SCOTT, Johanik	OJ	CSS	6156061	3530680	MW126813	0:24:50.9
			Lap 1: 8:06.85		Lap 2: 16:19.76	Split 2: 8:13.00	Lap 3: 24:32.53	Split 3: 8:13	
41	32	235	MANSKE, Waylon	SR	CXC Team	5807409	3530668		0:24:53.9
			Lap 1: 8:01.56		Lap 2: 16:11.54	Split 2: 8:10.00	Lap 3: 24:34.73	Split 3: 8:24	
42	9	374	SCHOMMER, Paul	OJ	CSS			MW126824	0:24:58.1
			Lap 1: 8:13.43		Lap 2: 16:24.54	Split 2: 8:12.00	Lap 3: 24:39.44	Split 3: 8:15	
43	33	225	MATT, Wong	SR	Michigan Tech	6247860		CC127134	0:25:00.3
			Lap 1: 8:11.27		Lap 2: 16:29.94	Split 2: 8:19.00	Lap 3: 24:42.45	Split 3: 8:13	
44	34	254	GEORGE, Cartwright	SR	Nothern Michigan University	6059448	3530576		0:25:00.9
			Lap 1: 7:50.56		Lap 2: 15:57.33	Split 2: 8:07.00	Lap 3: 24:40.24	Split 3: 8:43	
45	2	284	ELFSTROM, Samuel	J1	Sisu	6372814		MW1227J1	0:25:01.3
			Lap 1: 7:59.01		Lap 2: 16:18.37	Split 2: 8:20.00	Lap 3: 24:41.94	Split 3: 8:24	
46	35	261	JAY, Woodbeck	SR	Michigan Tech	6054969		CC127135	0:25:01.6
			Lap 1: 8:09.03		Lap 2: 16:22.26	Split 2: 8:14.00	Lap 3: 24:42.34	Split 3: 8:21	
47	36	266	KILROY, Greg	SR	Lakehead University		3100247		0:25:01.8
			Lap 1: 8:03.71		Lap 2: 16:19.42	Split 2: 8:16.00	Lap 3: 24:43.56	Split 3: 8:25	
48	37	269	ANDREW, Keller	SR	Michigan Tech	6098438		CC127119	0:25:03.5
			Lap 1: 8:04.14		Lap 2: 16:22.88	Split 2: 8:19.00	Lap 3: 24:43.72	Split 3: 8:21	
49	38	346	DUBAY, Joseph	SR	CSS			MW126806	0:25:05.1
			Lap 1: 8:07.89		Lap 2: 16:27.56	Split 2: 8:20.00	Lap 3: 24:45.60	Split 3: 8:19	
50	39	221	LUKE, Gesior	SR	Michigan Tech	6220431		CC127112	0:25:05.6
			Lap 1: 8:03.30		Lap 2: 16:23.76	Split 2: 8:21.00	Lap 3: 24:46.85	Split 3: 8:24	
51	10	335	NICK, Power	OJ	CSS	6316882		MW126823	0:25:26.2
			Lap 1: 8:17.18		Lap 2: 16:38.69	Split 2: 8:22.00	Lap 3: 25:06.68	Split 3: 8:28	
52	3	287	SLATER, Eric	J1		5533328	3530638	MW12179J1	0:25:31.4
			Lap 1: 7:48.21		Lap 2: 16:32.34	Split 2: 8:45.00	Lap 3: 25:11.67	Split 3: 8:40	
53	40	276	BRANDON, Piechowski	SR	St. Olaf College	6204291		CM128405	0:25:31.5
			Lap 1: 8:14.00		Lap 2: 16:36.20	Split 2: 8:23.00	Lap 3: 25:10.93	Split 3: 8:35	
54	11	265	MEHRHOF, Calvin	OJ	Sisu	6372112	3530682	MW1223OJ	0:25:33.1
			Lap 1: 8:24.64		Lap 2: 16:51.45	Split 2: 8:27.00	Lap 3: 25:14.01	Split 3: 8:23	
55	4	316	MASON, Lucas	J1	Roseville High School Nordic	6406377		MW1269J1	0:25:33.2
			Lap 1: 8:33.95		Lap 2: 16:53.92	Split 2: 8:20.00	Lap 3: 25:14.02	Split 3: 8:21	
56	41	262	MATT, Nistler	SR	University of Green Bay	6163810		CM128004	0:25:34.1
			Lap 1: 8:06.46		Lap 2: 16:40.70	Split 2: 8:35.00	Lap 3: 25:14.59	Split 3: 8:34	
57	42	226	BURRUSS, Ollie	SR	XC Oregon	6272406	3530602		0:25:34.7
			Lap 1: 8:18.65		Lap 2: 16:41.25	Split 2: 8:23.00	Lap 3: 25:14.66	Split 3: 8:34	
58	12	273	PARR, Chris	OJ	CSS	6236235		MW126821	0:25:35.7
			Lap 1: 8:12.26		Lap 2: 16:38.67	Split 2: 8:27.00	Lap 3: 25:17.28	Split 3: 8:39	
59	43	274	ZACH, Wagner	SR	Gustavus	5884424		CC127414	0:25:36.8
			Lap 1: 8:12.33		Lap 2: 16:45.67	Split 2: 8:34.00	Lap 3: 25:17.52	Split 3: 8:32	



Male

10k Classic


Place	Div	Bib	Name	Cat	Team/Affiliation	USSA#	FIS#	CXC#	Time
60	5	275	MATT, Nichols	J1	University of Green Bay	6313697		MW128009	0:25:37.5
			Lap 1: 8:09.91		Lap 2: 16:51.95	Split 2: 8:43.00	Lap 3: 25:17.87	Split 3: 8:26	
61	44	321	PETER, Larsen	SR	Gustavus	6027478		CC7413	0:25:48.9
			Lap 1: 8:16.64		Lap 2: 16:53.08	Split 2: 8:37.00	Lap 3: 25:28.08	Split 3: 8:35	
62	13	299	RICHARDS, Jake	OJ	Maplealq	6372305		MW1278OJ	0:25:53.0
			Lap 1: 8:22.86		Lap 2: 16:53.33	Split 2: 8:31.00	Lap 3: 25:33.53	Split 3: 8:41	
63	1	422	BATDORF, Bjorn	CIT	Rossignol				0:25:53.4
			Lap 1: 8:21.42		Lap 2: 16:51.10	Split 2: 8:30.00	Lap 3: 25:34.46	Split 3: 8:44	
64	6	392	KETTERSON, Jan	J1	MN Valley			MW 12 6035	0:25:58.8
			Lap 1: 8:21.98		Lap 2: 16:59.00	Split 2: 8:38.00	Lap 3: 25:38.46	Split 3: 8:40	
65	7	386	EVENSON, Anders	J1				MW 12 261	0:26:01.4
			Lap 1: 8:29.00		Lap 2: 17:04.34	Split 2: 8:36.00	Lap 3: 25:40.94	Split 3: 8:37	
66	8	401	ELLINGSON, Jakob	J1	Go! Training			MW123805J1	0:26:01.9
			Lap 1: 8:20.98		Lap 2: 17:00.54	Split 2: 8:40.00	Lap 3: 25:42.63	Split 3: 8:43	
67	14	281	JACKSON, Joe	OJ	CXC Jr Devo	6241441		MW126411OJ	0:26:02.0
			Lap 1: 8:18.41		Lap 2: 16:55.45	Split 2: 8:38.00	Lap 3: 25:42.01	Split 3: 8:47	
68	15	328	CHRIS, Nichols	OJ	University of Green Bay	6386569		MW128010	0:26:02.4
			Lap 1: 8:45.58		Lap 2: 17:16.51	Split 2: 8:31.00	Lap 3: 25:43.53	Split 3: 8:28	
69	45	325	RYAN, Wright	SR	CSS	6155378		MW126834	0:26:04.4
			Lap 1: 8:16.44		Lap 2: 16:57.86	Split 2: 8:42.00	Lap 3: 25:45.02	Split 3: 8:48	
70	9	302	DIRNBERGER, Harris	J1	cxc	6353916		MW12128 J1	0:26:05.0
			Lap 1: 8:19.96		Lap 2: 16:59.36	Split 2: 8:40.00	Lap 3: 25:44.99	Split 3: 8:46	
71	46	231	MATT, Dugan	SR	Michigan Tech	6247015		CC127106	0:26:05.7
			Lap 1: 8:02.26		Lap 2: 16:37.47	Split 2: 8:36.00	Lap 3: 25:43.34	Split 3: 9:06	
72	10	309	BERNTSON, Matthew	J1	MN Valley	6371668		MW126028	0:26:06.9
			Lap 1: 8:25.96		Lap 2: 17:01.23	Split 2: 8:36.00	Lap 3: 25:46.18	Split 3: 8:45	
73	47	329	JON, Kasprisin	SR	Gustavus	6223217		CC127409	0:26:10.8
			Lap 1: 8:23.00		Lap 2: 17:07.12	Split 2: 8:45.00	Lap 3: 25:52.06	Split 3: 8:45	
74	16	317	KENDRICK, Thomas	OJ	Team Bovine Creatures	6405381		CG127120OJ	0:26:12.1
			Lap 1: 8:24.15		Lap 2: 17:00.02	Split 2: 8:36.00	Lap 3: 25:51.48	Split 3: 8:52	
75	11	332	PENDZIWOL, Colin	J1	Big Thunder Nordic Ski Club		3100257		0:26:12.8
			Lap 1: 8:30.54		Lap 2: 17:11.69	Split 2: 8:42.00	Lap 3: 25:54.08	Split 3: 8:43	
76	17	296	HOLMES, Sam	OJ	Team Crack Haus	6346535		CG127115OJ	0:26:13.5
			Lap 1: 8:29.53		Lap 2: 17:11.19	Split 2: 8:42.00	Lap 3: 25:53.56	Split 3: 8:43	
77	48	272	LENNIE, Leif	SR	Lakehead University		3100195		0:26:13.8
			Lap 1: 8:20.03		Lap 2: 17:03.55	Split 2: 8:44.00	Lap 3: 25:53.14	Split 3: 8:50	
78	12	280	NADLER, Andrew	J1	CXC Jr Devo	6278218	3530607	MW126404J1	0:26:15.7
			Lap 1: 8:27.34		Lap 2: 17:11.15	Split 2: 8:44.00	Lap 3: 25:55.15	Split 3: 8:44	
79	18	279	WITSCHEN, Kellen	OJ	Saint Johns	6331549		MW1261OJ	0:26:16.0
			Lap 1: 8:28.92		Lap 2: 17:04.93	Split 2: 8:37.00	Lap 3: 25:54.85	Split 3: 8:50	
80	19	291	JODA, David	OJ	Pterodactyls United	6339953		CG127117OJ	0:26:18.3
			Lap 1: 8:29.35		Lap 2: 17:12.27	Split 2: 8:43.00	Lap 3: 25:59.01	Split 3: 8:47	
81	13	285	KUNIK, Lewis	J1	Minnesota Valley	6312813		MW126046J1	0:26:18.5
			Lap 1: 8:23.55		Lap 2: 17:14.12	Split 2: 8:51.00	Lap 3: 25:59.34	Split 3: 8:46	



Male

10k Classic


Place	Div	Bib	Name	Cat	Team/Affiliation	USSA#	FIS#	CXC#	Time
82	14	387	DAVIS, Ryan	J1	Lake Superior Ski Club			MW124103 J	0:26:22.9
			Lap 1: 8:13.57		Lap 2: 16:50.42	Split 2: 8:37.00	Lap 3: 26:01.89	Split 3: 9:12	
83	15	282	MARSHALL, Kyle	J1	Sisu	6311476		MW12105J1	0:26:27.2
			Lap 1: 8:18.45		Lap 2: 17:04.17	Split 2: 8:46.00	Lap 3: 26:06.20	Split 3: 9:03	
84	20	295	GABE, Hanson	OJ	Gustavus	5437504		CM127417	0:26:29.3
			Lap 1: 8:31.07		Lap 2: 17:17.73	Split 2: 8:47.00	Lap 3: 26:09.58	Split 3: 8:52	
85	21	363	JOSH, Blankenship	OJ	Gustavus			CM127403	0:26:34.5
			Lap 1: 8:32.35		Lap 2: 17:20.81	Split 2: 8:49.00	Lap 3: 26:14.72	Split 3: 8:54	
86	22	354	FOSTER, Nathan	OJ	Gogebic Community College			CG128302OJ	0:26:36.6
			Lap 1: 8:37.23		Lap 2: 17:22.09	Split 2: 8:45.00	Lap 3: 26:17.31	Split 3: 8:56	
87	49	297	KIRK, Leach	SR	CSS	6165294		MW126816	0:26:41.3
			Lap 1: 8:37.89		Lap 2: 17:27.29	Split 2: 8:50.00	Lap 3: 26:20.73	Split 3: 8:54	
88	23	371	SCOTT, Williams	OJ	Gustavus			CM127422	0:26:41.7
			Lap 1: 8:46.88		Lap 2: 17:38.16	Split 2: 8:52.00	Lap 3: 26:22.57	Split 3: 8:45	
89	50	298	ELLEFSON, Lars	SR	Bend Endurance Academy	6169981			0:26:41.9
			Lap 1: 8:19.81		Lap 2: 17:01.49	Split 2: 8:42.00	Lap 3: 26:19.72	Split 3: 9:19	
90	24	278	KELIN, Dunfee	OJ	CSS	6278900		MW126807	0:26:44.6
			Lap 1: 8:35.68		Lap 2: 17:21.68	Split 2: 8:46.00	Lap 3: 26:24.25	Split 3: 9:03	
91	16	312	JOHNSON, Sam	J1	Mesabi East	6374158		MW 12 4124	0:26:45.9
			Lap 1: 8:32.53		Lap 2: 17:28.47	Split 2: 8:56.00	Lap 3: 26:25.03	Split 3: 8:57	
92	25	364	ENGEL, Nathan	OJ	Saint Johns			CM129116OJ	0:26:47.6
			Lap 1: 8:50.47		Lap 2: 17:36.66	Split 2: 8:47.00	Lap 3: 26:26.97	Split 3: 8:51	
93	26	293	WIDMER, Michael	OJ	CSS	5979372		MW126833	0:26:50.5
			Lap 1: 8:36.20		Lap 2: 17:26.88	Split 2: 8:51.00	Lap 3: 26:28.88	Split 3: 9:02	
94	51	283	STEVE, Gromatka	SR	University of Green Bay	6171615		CM128006	0:26:54.3
			Lap 1: 8:30.59		Lap 2: 17:28.11	Split 2: 8:58.00	Lap 3: 26:32.96	Split 3: 9:05	
95	27	260	ANDERS, Nyquist	OJ	University of Green Bay	6066062		CM128000	0:26:56.2
			Lap 1: 8:34.90		Lap 2: 17:35.51	Split 2: 9:01.00	Lap 3: 26:35.60	Split 3: 9:01	
96	17	310	GOLDBERG, Zach	J1	Minnesota Valley Ski Club	6408055		MW126006J1	0:26:57.0
			Lap 1: 8:19.11		Lap 2: 17:26.97	Split 2: 9:08.00	Lap 3: 26:36.72	Split 3: 9:10	
97	2	415	TILMAN, Andrew	CIT	Go! Training				0:27:01.1
			Lap 1: 8:41.37		Lap 2: 17:43.89	Split 2: 9:03.00	Lap 3: 26:40.39	Split 3: 8:57	
98	28	373	SHEWEN, Lucas	OJ	Lakehead University				0:27:01.4
			Lap 1: 8:38.80		Lap 2: 17:38.26	Split 2: 9:00.00	Lap 3: 26:40.91	Split 3: 9:03	
99	29	326	TONY, Squillace	OJ	Gustavus	6344413		CM127419	0:27:02.0
			Lap 1: 8:35.90		Lap 2: 17:42.12	Split 2: 9:07.00	Lap 3: 26:40.54	Split 3: 8:59	
100	30	286	MIKE, Howe	OJ	Gustavus	5437504		CM127418	0:27:02.3
			Lap 1: 8:18.57		Lap 2: 17:31.59	Split 2: 9:14.00	Lap 3: 26:41.46	Split 3: 9:10	
101	31	267	DODDS, Andy	OJ	U of Mn	6202451		12254	0:27:07.5
			Lap 1: 8:25.29		Lap 2: 17:29.86	Split 2: 9:05.00	Lap 3: 26:46.72	Split 3: 9:17	
102	52	277	JEFF, Cook	SR	University of Green Bay	6081632		CM128002	0:27:07.9
			Lap 1: 8:37.39		Lap 2: 17:35.70	Split 2: 8:59.00	Lap 3: 26:46.29	Split 3: 9:11	
103	53	264	KYLE, Fredrickson	SR	University of Green Bay	5379367		CM128003	0:27:09.1
			Lap 1: 8:29.11		Lap 2: 17:31.64	Split 2: 9:03.00	Lap 3: 26:46.93	Split 3: 9:16	



Male

10k Classic


Place	Div	Bib	Name	Cat	Team/Affiliation	USSA#	FIS#	CXC#	Time
104	18	318	ANDERSON, Soren	J1	CXC	6386914		MW126409J1	0:27:10.4
			Lap 1: 8:48.92		Lap 2: 17:45.06	Split 2: 8:57.00	Lap 3: 26:49.39	Split 3: 9:05	
105	54	288	JACOB, Morgan	SR	CSS	6182984		MW126820	0:27:11.2
			Lap 1: 8:41.74		Lap 2: 17:39.36	Split 2: 8:58.00	Lap 3: 26:48.50	Split 3: 9:10	
106	19	301	BROWN, Luke	J1	Go! Training	6373988		MW1231J1	0:27:13.5
			Lap 1: 8:50.31		Lap 2: 17:43.63	Split 2: 8:54.00	Lap 3: 26:52.41	Split 3: 9:09	
107	20	408	JANKOWSKI, Jacob	J1	NordicWerks			MW 12 66 J	0:27:17.4
			Lap 1: 8:58.81		Lap 2: 17:58.62	Split 2: 9:00.00	Lap 3: 26:57.31	Split 3: 8:59	
108	21	314	CORK, Michael	J1	Go Training	6404402		MW 12150 J	0:27:18.5
			Lap 1: 8:30.87		Lap 2: 17:26.96	Split 2: 8:57.00	Lap 3: 26:55.73	Split 3: 9:29	
109	55	311	WAYNE, Clark	SR	University of Green Bay	6137616		CM128007	0:27:23.7
			Lap 1: 8:42.27		Lap 2: 17:55.59	Split 2: 9:14.00	Lap 3: 27:02.22	Split 3: 9:07	
110	22	381	VERMEER, Evert	J1	Go! Training			N42NBX7	0:27:24.0
			Lap 1: 9:01.19		Lap 2: 18:12.71	Split 2: 9:12.00	Lap 3: 27:02.91	Split 3: 8:51	
111	23	307	EGELHOFF, Jake	J1	Ashwaubenon	6376493		MW 12 4117	0:27:26.7
			Lap 1: 8:55.00		Lap 2: 17:57.92	Split 2: 9:03.00	Lap 3: 27:05.24	Split 3: 9:08	
112	24	398	DELAUNDREAU, Aaron	J1	St Paul Central				0:27:28.8
			Lap 1: 8:50.32		Lap 2: 17:59.56	Split 2: 9:10.00	Lap 3: 27:09.28	Split 3: 9:10	
113	32	366	TYLER, Gustafson	OJ	Gustavus			CC127408	0:27:34.1
			Lap 1: 9:07.33		Lap 2: 18:15.60	Split 2: 9:09.00	Lap 3: 27:13.96	Split 3: 8:59	
114	33	308	FLEMING, Michael	OJ	Team Giv' Er	6390522		CG127110OJ	0:27:34.2
			Lap 1: 8:39.89		Lap 2: 17:46.53	Split 2: 9:07.00	Lap 3: 27:12.69	Split 3: 9:27	
115	56	347	KORY, Freeberg	SR	Gustavus			CC127407	0:27:34.9
			Lap 1: 8:49.20		Lap 2: 17:50.92	Split 2: 9:02.00	Lap 3: 27:14.02	Split 3: 9:24	
116	3	417	BRAMANTE, Anthony	CIT	Vakava / Birchwood				0:27:39.3
			Lap 1: 9:02.45		Lap 2: 18:02.02	Split 2: 9:00.00	Lap 3: 27:18.65	Split 3: 9:17	
117	57	294	ABE, Peterson	SR	Michigan Tech	6280207		CC127126	0:27:39.9
			Lap 1: 8:38.63		Lap 2: 17:51.17	Split 2: 9:13.00	Lap 3: 27:20.43	Split 3: 9:30	
118	25	382	HANSEN, Andrew	J1				6008	0:27:40.1
			Lap 1: 9:01.29		Lap 2: 18:11.61	Split 2: 9:11.00	Lap 3: 27:19.40	Split 3: 9:08	
119	58	345	GILSVIK, Leif	SR	Gogebic Community College			CG128301SR	0:27:40.9
			Lap 1: 8:57.44		Lap 2: 18:13.36	Split 2: 9:16.00	Lap 3: 27:21.77	Split 3: 9:09	
120	34	359	FISHER, Kelly	OJ	Southwest high school				0:27:43.0
			Lap 1: 8:56.14		Lap 2: 18:02.72	Split 2: 9:07.00	Lap 3: 27:22.54	Split 3: 9:20	
121	26	396	PERRY, Chaz	J1	Peak Nordic			MW 12 3506	0:27:43.3
			Lap 1: 9:00.45		Lap 2: 18:13.62	Split 2: 9:14.00	Lap 3: 27:22.83	Split 3: 9:10	
122	27	306	PARR, Jonathan	J1	F.A.S.T. Performance Training	6302056		MW1262J1	0:27:44.2
			Lap 1: 8:54.12		Lap 2: 18:09.60	Split 2: 9:16.00	Lap 3: 27:22.85	Split 3: 9:14	
123	28	319	MURRAY, Blake	J1	Superiorland	6296975		GL12132J1	0:27:44.9
			Lap 1: 8:43.47		Lap 2: 17:58.36	Split 2: 9:15.00	Lap 3: 27:23.84	Split 3: 9:26	
124	35	351	CHRISTIAN, Kvalseth	OJ	Gustavus			CM127410	0:27:53.5
			Lap 1: 9:00.08		Lap 2: 18:13.09	Split 2: 9:14.00	Lap 3: 27:32.81	Split 3: 9:20	
125	36	290	WILLIAMS, Ross	OJ	VASA Ski Club	6099576		GL127422OJ	0:27:57.2
			Lap 1: 8:42.95		Lap 2: 18:04.02	Split 2: 9:22.00	Lap 3: 27:35.87	Split 3: 9:32	



Male

10k Classic


Place	Div	Bib	Name	Cat	Team/Affiliation	USSA#	FIS#	CXC#	Time
126	29	407	ZURN, Henry	J1	Minnesota Valley			6069	0:27:57.2
			Lap 1: 9:11.07		Lap 2: 18:20.69	Split 2: 9:10.00	Lap 3: 27:37.36	Split 3: 9:17	
127	30	384	HECKER, Chris	J1				12200	0:28:03.9
			Lap 1: 9:07.31		Lap 2: 18:25.40	Split 2: 9:19.00	Lap 3: 27:41.82	Split 3: 9:17	
128	37	376	BROOKSBANK, John	OJ				PENDING	0:28:06.1
			Lap 1: 9:23.35		Lap 2: 18:37.11	Split 2: 9:14.00	Lap 3: 27:45.87	Split 3: 9:09	
129	38	303	JOEL, Bransky	OJ	St. Olaf College	5718333		CM128413	0:28:08.6
			Lap 1: 8:49.74		Lap 2: 18:21.54	Split 2: 9:32.00	Lap 3: 27:48.05	Split 3: 9:27	
130	31	383	GROOTWASSINK, Jared	J1				MW 12 6007	0:28:13.0
			Lap 1: 9:06.48		Lap 2: 18:22.21	Split 2: 9:16.00	Lap 3: 27:53.53	Split 3: 9:32	
131	4	421	BACSO, Mason	CIT	Ski Hut				0:28:15.9
			Lap 1: 9:09.71		Lap 2: 18:31.14	Split 2: 9:22.00	Lap 3: 27:54.41	Split 3: 9:24	
132	39	365	VERGERONT, Joseph	OJ					0:28:18.0
			Lap 1: 9:17.97		Lap 2: 18:40.31	Split 2: 9:23.00	Lap 3: 27:58.17	Split 3: 9:18	
133	32	379	TWOHEY, Andrew	J1	Marquette Senior High School-Superi			GL 12 163	0:28:20.4
			Lap 1: 9:00.82		Lap 2: 18:37.44	Split 2: 9:37.00	Lap 3: 27:58.90	Split 3: 9:22	
134	5	419	DEROMA, Dan	CIT	Gear West				0:28:25.4
			Lap 1: 9:01.51		Lap 2: 18:31.02	Split 2: 9:30.00	Lap 3: 28:03.01	Split 3: 9:32	
135	40	352	ANDREW, Kreyer	OJ	CSS			MW126815	0:28:27.5
			Lap 1: 9:09.92		Lap 2: 18:30.61	Split 2: 9:21.00	Lap 3: 28:05.90	Split 3: 9:36	
136	33	315	WAGNER, Eric	J1	Superiorland	6314963		GL12126	0:28:27.9
			Lap 1: 9:11.33		Lap 2: 18:36.71	Split 2: 9:26.00	Lap 3: 28:05.46	Split 3: 9:29	
137	34	393	PIETRUSZEWSKI, Wilson	J1	SISU			MW1256 ?	0:28:28.3
			Lap 1: 9:06.82		Lap 2: 18:27.79	Split 2: 9:21.00	Lap 3: 28:08.95	Split 3: 9:42	
138	41	320	COLE, Hendrickson	OJ	St. Olaf College	6413372		CM128418	0:28:28.3
			Lap 1: 9:08.98		Lap 2: 18:35.54	Split 2: 9:27.00	Lap 3: 28:07.58	Split 3: 9:33	
139	35	389	ROUW, Christopher	J1				MW1225J1	0:28:43.9
			Lap 1: 9:05.41		Lap 2: 18:32.76	Split 2: 9:28.00	Lap 3: 28:23.95	Split 3: 9:52	
140	42	377	BAIRD, Jordan	OJ	Lakehead University				0:28:46.4
			Lap 1: 9:13.33		Lap 2: 18:49.90	Split 2: 9:37.00	Lap 3: 28:23.61	Split 3: 9:34	
141	43	327	ALLEN, Brad	OJ	Peak Nordic	6396618		CG121700 O	0:28:46.7
			Lap 1: 9:05.13		Lap 2: 18:45.55	Split 2: 9:41.00	Lap 3: 28:25.72	Split 3: 9:41	
142	6	418	BRINKEMA, Corey	CIT	Hoigaards				0:28:48.9
			Lap 1: 9:23.83		Lap 2: 19:01.67	Split 2: 9:38.00	Lap 3: 28:28.66	Split 3: 9:27	
143	36	391	OLSTAD, Will	J1	Northfield High School				0:28:51.2
			Lap 1: 9:26.42		Lap 2: 18:53.64	Split 2: 9:28.00	Lap 3: 28:28.19	Split 3: 9:35	
144	59	342	EVENSON, Ethan	SR	Saint Johns			CM129117SR	0:28:52.9
			Lap 1: 9:04.85		Lap 2: 18:47.32	Split 2: 9:43.00	Lap 3: 28:32.19	Split 3: 9:45	
145	37	333	LARSON, Alexander	J1	CXC Junior Development	6268281	3530667	MW126401J1	0:28:55.5
			Lap 1: 8:53.51		Lap 2: 18:44.79	Split 2: 9:52.00	Lap 3: 28:35.11	Split 3: 9:51	
146	44	350	TEYNOR, Nathan	OJ	Eden Prairie Nordic Ski Team				0:28:56.7
			Lap 1: 9:29.24		Lap 2: 18:59.62	Split 2: 9:31.00	Lap 3: 28:36.06	Split 3: 9:37	
147	60	313	NICK, Burgraff	SR	University of Green Bay	6374848	3530662	CM128011	0:28:57.8
			Lap 1: 9:18.24		Lap 2: 18:54.51	Split 2: 9:37.00	Lap 3: 28:38.65	Split 3: 9:45	



Male

10k Classic

Place	Div	Bib	Name	Cat	Team/Affiliation	USSA#	FIS#	CXC#	Time
148	45	375	VALENTINI, Gino	OJ					0:28:58.2
			Lap 1: 9:17.28		Lap 2: 18:58.65	Split 2: 9:42.00	Lap 3: 28:38.04	Split 3: 9:40	
149	7	420	SANBORN, Jonathan	CIT	Hoigaard's				0:29:13.7
			Lap 1: 9:24.24		Lap 2: 19:00.96	Split 2: 9:37.00	Lap 3: 28:52.20	Split 3: 9:52	
150	46	304	STEVEN, Wenzel	OJ	Michigan Tech	6335009		CG127132	0:29:15.6
			Lap 1: 9:22.64		Lap 2: 19:09.68	Split 2: 9:48.00	Lap 3: 28:53.14	Split 3: 9:44	
151	61	334	STRAUSS, Luke	SR		5766126	3530686		0:29:15.8
			Lap 1: 9:21.47		Lap 2: 19:16.45	Split 2: 9:55.00	Lap 3: 28:55.16	Split 3: 9:39	
152	38	337	EGELHOFF, Joel	J1	Ashwaubenon	6412527		MW 21 4118	0:29:17.7
			Lap 1: 9:32.63		Lap 2: 19:16.23	Split 2: 9:44.00	Lap 3: 28:56.44	Split 3: 9:41	
153	39	385	BERG, Kyler	J1	Ashwaubenon Nordic Ski Team				0:29:20.1
			Lap 1: 9:27.10		Lap 2: 19:14.46	Split 2: 9:48.00	Lap 3: 29:00.41	Split 3: 9:46	
154	47	341	JOHNSON, Mikey	OJ	MN Valley			MW12193OJ	0:29:22.2
			Lap 1: 9:12.87		Lap 2: 19:00.79	Split 2: 9:48.00	Lap 3: 29:00.22	Split 3: 10:00	
155	8	430	KAY, Gene	CIT	Go Training				0:29:28.3
			Lap 1: 9:46.15		Lap 2: 19:24.77	Split 2: 9:39.00	Lap 3: 29:05.26	Split 3: 9:41	
156	40	380	KASPRISIN, Sean	J1	White Bear Lake			MW 12 145	0:29:28.6
			Lap 1: 9:21.05		Lap 2: 19:05.12	Split 2: 9:45.00	Lap 3: 29:08.35	Split 3: 10:04	
157	48	368	ELI, Johnson	OJ	St. Olaf College			CM128416	0:29:32.4
			Lap 1: 9:37.55		Lap 2: 19:24.34	Split 2: 9:47.00	Lap 3: 29:10.70	Split 3: 9:47	
158	41	403	OVERTURF, Joshua	J1	Go! Training			3804	0:29:32.9
			Lap 1: 9:24.50		Lap 2: 19:15.54	Split 2: 9:52.00	Lap 3: 29:08.53	Split 3: 9:53	
159	42	300	HAATAJA, Hendrick	J1	Copper Country Ski Tigers	6342721		GL128609J1	0:29:35.7
			Lap 1: 9:22.41		Lap 2: 19:09.67	Split 2: 9:48.00	Lap 3: 29:14.68	Split 3: 10:06	
160	43	336	ADELSMAN, Bjorn	J1	Sisu	6416359		MW1257J1	0:29:43.3
			Lap 1: 9:15.81		Lap 2: 19:09.99	Split 2: 9:55.00	Lap 3: 29:20.65	Split 3: 10:11	
161	62	324	LUBENKOV, Byron	SR	Gear West	6392995			0:29:46.3
			Lap 1: 9:43.30		Lap 2: 19:26.30	Split 2: 9:43.00	Lap 3: 29:25.14	Split 3: 9:59	
162	63	330	SCOTT, Cody	SR	Lakehead University		3100273		0:29:53.9
			Lap 1: 9:33.06		Lap 2: 19:27.44	Split 2: 9:55.00	Lap 3: 29:31.89	Split 3: 10:05	
163	49	356	KAI, Olstad	OJ	St. Olaf College			CM128421	0:29:58.4
			Lap 1: 9:55.34		Lap 2: 19:54.11	Split 2: 9:59.00	Lap 3: 29:37.01	Split 3: 9:43	
164	44	395	LINDLAU, Kevin	J1	Peak Nordic Ski Team			MW123511J1	0:29:59.0
			Lap 1: 9:30.24		Lap 2: 19:23.89	Split 2: 9:54.00	Lap 3: 29:36.78	Split 3: 10:13	
165	50	340	HUGUS, Mark	OJ					0:29:59.2
			Lap 1: 9:23.74		Lap 2: 19:41.15	Split 2: 10:18.00	Lap 3: 29:38.30	Split 3: 9:58	
166	51	362	SWANSON, Matthew	OJ	MSC/Sisu			MW1250OJ	0:29:59.3
			Lap 1: 9:33.51		Lap 2: 19:34.62	Split 2: 10:02.00	Lap 3: 29:38.59	Split 3: 10:04	
167	52	358	RAMSTAD SKOYLE, Dylan	OJ					0:30:03.5
			Lap 1: 9:28.36		Lap 2: 19:22.87	Split 2: 9:55.00	Lap 3: 29:39.82	Split 3: 10:17	
168	53	360	BAUER, Jake	OJ				6026	0:30:08.4
			Lap 1: 9:44.92		Lap 2: 19:36.88	Split 2: 9:52.00	Lap 3: 29:46.02	Split 3: 10:10	
169	54	370	WATTENHOFER, Dan	OJ	Saint Johns			CM129126OJ	0:30:12.7
			Lap 1: 9:42.34		Lap 2: 19:51.42	Split 2: 10:10.00	Lap 3: 29:52.56	Split 3: 10:02	



Male

10k Classic

Place	Div	Bib	Name	Cat	Team/Affiliation	USSA#	FIS#	CXC#	Time
170	45	397	GEISSLER, Jason	J1	Peak Nordic			MW 12 3503	0:30:23.4
			Lap 1: 9:38.04		Lap 2: 19:35.82	Split 2: 9:58.00	Lap 3: 30:00.12	Split 3: 10:25	
171	55	349	NELS, Thompson	OJ	St. Olaf College			CM128424	0:30:29.4
			Lap 1: 9:42.75		Lap 2: 19:58.88	Split 2: 10:17.00	Lap 3: 30:05.51	Split 3: 10:07	
172	56	361	WITTIG, Devin	OJ	Lakehead University				0:30:36.3
			Lap 1: 10:06.28		Lap 2: 20:06.91	Split 2: 10:01.00	Lap 3: 30:12.14	Split 3: 10:06	
173	46	405	EGGER, Andrew	J1					0:30:36.7
			Lap 1: 9:54.65		Lap 2: 20:05.06	Split 2: 10:11.00	Lap 3: 30:14.87	Split 3: 10:10	
174	47	400	BRUECK, Logan	J1	St.Paul Central				0:30:39.5
			Lap 1: 9:38.99		Lap 2: 19:48.93	Split 2: 10:10.00	Lap 3: 30:16.09	Split 3: 10:28	
175	48	394	DODD, Matt	J1	Peak Nordic			MW123502J1	0:30:56.0
			Lap 1: 9:44.33		Lap 2: 20:06.61	Split 2: 10:23.00	Lap 3: 30:32.52	Split 3: 10:26	
176	9	411	YORE, Steven	CIT	Vakava/FinnSisu				0:31:08.4
			Lap 1: 10:07.68		Lap 2: 20:19.65	Split 2: 10:12.00	Lap 3: 30:47.78	Split 3: 10:29	
177	64	331	CARLSON, Thomas	SR	GoTraining/Gear West XC Ski & Run	6387232			0:31:23.8
			Lap 1: 9:54.05		Lap 2: 20:17.18	Split 2: 10:24.00	Lap 3: 31:04.12	Split 3: 10:47	
178	65	348	WILLIAM, Wright	SR	St. Olaf College			CC128409	0:31:36.0
			Lap 1: 9:36.48		Lap 2: 20:15.27	Split 2: 10:39.00	Lap 3: 31:12.74	Split 3: 10:58	
179	49	378	CAMPBELL, Drew	J1					0:31:42.3
			Lap 1: 9:53.60		Lap 2: 20:27.08	Split 2: 10:34.00	Lap 3: 31:20.15	Split 3: 10:54	
180	50	402	HANSON, Leif	J1					0:31:44.3
			Lap 1: 10:20.99		Lap 2: 20:52.25	Split 2: 10:32.00	Lap 3: 31:22.30	Split 3: 10:31	
181	10	426	GARRISON, Oliver	CIT	NGP				0:31:55.2
			Lap 1: 10:22.43		Lap 2: 21:02.82	Split 2: 10:41.00	Lap 3: 31:32.53	Split 3: 10:30	
182	57	357	BRODERSEN, Landon	OJ	Saint Johns			CM129115OJ	0:32:02.0
			Lap 1: 10:19.02		Lap 2: 20:51.15	Split 2: 10:33.00	Lap 3: 31:37.89	Split 3: 10:47	
183	58	353	PALKERT, Stepen	OJ	Saint Johns			CM129122OJ	0:32:11.6
			Lap 1: 10:11.90		Lap 2: 21:07.11	Split 2: 10:56.00	Lap 3: 31:50.57	Split 3: 10:44	
184	11	424	KOSHEVY, Dmytro	CIT					0:32:15.7
			Lap 1: 10:20.38		Lap 2: 20:58.21	Split 2: 10:38.00	Lap 3: 31:46.54	Split 3: 10:49	
185	51	390	OHMAN, Silas	J1	orono nordic ski team				0:32:23.6
			Lap 1: 10:21.29		Lap 2: 21:15.90	Split 2: 10:55.00	Lap 3: 31:59.85	Split 3: 10:44	
186	66	344	WARD, Charles	SR	Saint Johns			CM129125SR	0:32:51.9
			Lap 1: 10:21.16		Lap 2: 21:27.57	Split 2: 11:07.00	Lap 3: 32:28.09	Split 3: 11:01	
187	12	425	PUTMAN, Scott	CIT				CH 12 138	0:32:57.5
			Lap 1: 10:48.32		Lap 2: 21:36.53	Split 2: 10:49.00	Lap 3: 32:31.68	Split 3: 10:56	
188	13	413	NADLER, Robert	CIT					0:33:55.2
			Lap 1: 10:36.61		Lap 2: 22:01.71	Split 2: 11:26.00	Lap 3: 33:30.98	Split 3: 11:30	
189	14	429	MOGREN, Ken	CIT					0:34:46.9
			Lap 1: 11:23.70		Lap 2: 22:49.72	Split 2: 11:27.00	Lap 3: 34:22.76	Split 3: 11:34	
190	15	428	STUBER, William	CIT					0:35:18.7
			Lap 1: 11:31.00		Lap 2: 23:06.99	Split 2: 11:36.00	Lap 3: 34:54.56	Split 3: 11:48	
191	52	406	DUDA, Justin	J1	Minnesota valley			6005	0:35:36.6
			Lap 1: 11:19.85		Lap 2: 22:52.62	Split 2: 11:33.00	Lap 3: 35:12.20	Split 3: 12:20	



Male

10k Classic

Place	Div	Bib	Name	Cat	Team/Affiliation	USSA#	FIS#	CXC#	Time
192	59	369	ANDERS, Lindquist	OJ	St. Olaf College			CM128425	0:35:55.4
			Lap 1: 10:54.80		Lap 2: 23:10.40			Split 2: 12:16.00	Lap 3: 35:29.66
								Split 3: 12:20	
193	16	412	GEISEN, Richard	CIT					0:36:21.4
			Lap 1: 11:22.90		Lap 2: 23:36.62			Split 2: 12:14.00	Lap 3: 35:45.91
								Split 3: 12:10	
194	17	416	DILLEY, Lee	CIT					0:37:05.2
			Lap 1: 11:45.66		Lap 2: 24:10.59			Split 2: 12:25.00	Lap 3: 36:39.76
								Split 3: 12:30	
DNS	DNS	343	ANDERS, Nienstaedt	SR	St. Olaf College			CG128402	
			Lap 1:		Lap 2:			Split 2:	Lap 3:
								Split 3:	
DNS	DNS	434	ENGNELL, Howard	CIT	City of Lake Loppet				
			Lap 1:		Lap 2:			Split 2:	Lap 3:
								Split 3:	
DNS	DNS	433	DINGELS, Nate	CIT	Southwest High School				
			Lap 1:		Lap 2:			Split 2:	Lap 3:
								Split 3:	
DNS	DNS	431	HEILMAN, Rich	CIT					
			Lap 1:		Lap 2:			Split 2:	Lap 3:
								Split 3:	
DNS	DNS	427	CHESTERMAN, Jay	CIT					
			Lap 1:		Lap 2:			Split 2:	Lap 3:
								Split 3:	
DNS	DNS	423	BELETSKIY, Eugene	CIT	Vakava/Finn Sisu				
			Lap 1:		Lap 2:			Split 2:	Lap 3:
								Split 3:	
DNS	DNS	414	OCONNOR, Michael	CIT					
			Lap 1:		Lap 2:			Split 2:	Lap 3:
								Split 3:	
DNS	DNS	409	TAYLOR, Jordan	J1				MW12214J1	
			Lap 1:		Lap 2:			Split 2:	Lap 3:
								Split 3:	
DNS	DNS	404	ARNESON, Sam	J1	Hopkins High School				
			Lap 1:		Lap 2:			Split 2:	Lap 3:
								Split 3:	
DNS	DNS	399	SINKLER, Sam	J1					
			Lap 1:		Lap 2:			Split 2:	Lap 3:
								Split 3:	
DNS	DNS	388	ROCK, Matt	J1	Edina High School				
			Lap 1:		Lap 2:			Split 2:	Lap 3:
								Split 3:	
DNS	DNS	355	KOLEGAR, Sam	OJ	Gogebic Community College			CC128304OJ	
			Lap 1:		Lap 2:			Split 2:	Lap 3:
								Split 3:	
DNS	DNS	323	LEACH, Bjorn	J1	Go! Training	6396721		MW1248J1	
			Lap 1:		Lap 2:			Split 2:	Lap 3:
								Split 3:	
DNS	DNS	322	JOHNSON, Mark	SR	Mt. Itasca Nordic/MN Biathlon	5930664			
			Lap 1:		Lap 2:			Split 2:	Lap 3:
								Split 3:	
DNS	DNS	372	NARUM, John	OJ	Hopkins High School				
			Lap 1:		Lap 2:			Split 2:	Lap 3:
								Split 3:	
		289	JONAS, Loffler	OJ	University of Alaska Fairbanks	6393599	3200378		
			Lap 1: 7:45.55		Lap 2: 15:37.39			Split 2: 7:52.00	Lap 3: 23:36.09
								Split 3: 7:59	

